



Technical Specification

Features

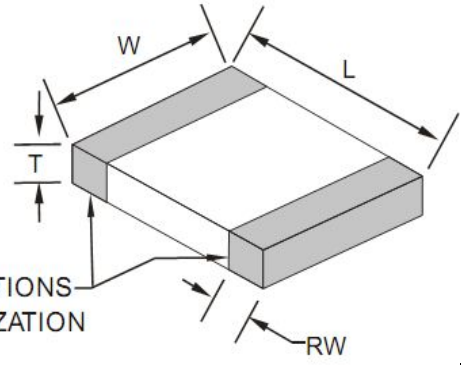
Closed magnetic circuit structure allows high density mounting on a PCB board, mounting while preventing crosswalk.

Extremely high reliability due to entirely monolithic construction.

Low DC resistance structure of electronic to prevent wasteful electric power consumption.

High current application rating look at range.

Dimensions



Chip Dimensions	Size Code		Size Dimension	
	0805	2012		
L (mm)	W (mm)	T (mm)	RW (mm)	
2,0±0,3-01	1,25±0,2	0,03	0,5±0,3	

Specifications / Test conditions

	Test-Cond.	Min	Typ.	Max	Unit	Tol. %	Order Code
Impedance: (Z)	100 Mhz		17		Ω	25	170
Impedance: (Z)	0 Ghz		0		Ω	0	
DC-Resistance: (RDC)		--	0,03	--	Ω		
Rated Current: (IDC)		--	3000	--	mA		302A
Operating Temperature: (°C)	-55°C ~ +125°C						
Tolerance Code:	N	Material Code:	A				

Typical Impedance v.s. Frequency Curve:

Circuit



High Current for DC-Power Line Chip Beads

Serie No.: G12047-170-302A

Customer:

FREQUENCY (Mhz)

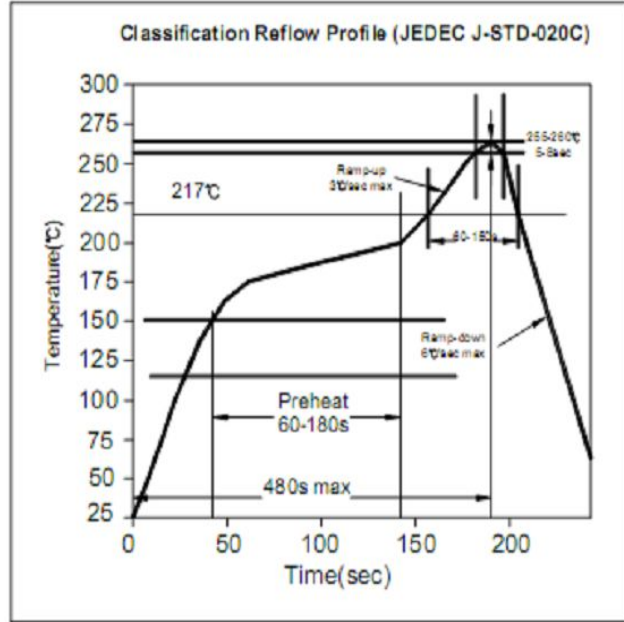
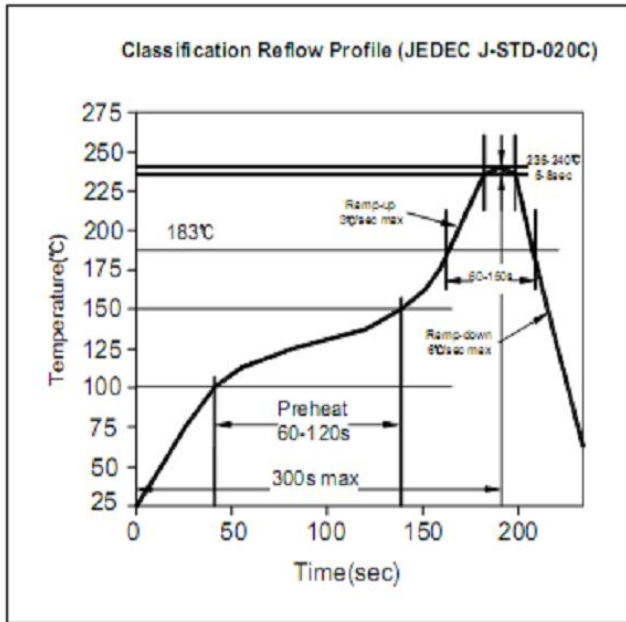
DRW:	Johnny	CHKD	Carlo		Wor	DATE	27.08.2024
APPD:	Elva				Vienna	Sheet	1 from 2

Copyright by EDCON S.Tiede



Soldering Profile for Lead Soldering

Soldering Profile for Lead Free Soldering



Ordering Information

Serie	Tolerance	Special	ROHS	Packing
-------	-----------	---------	------	---------

G12047-170-302A	N	X	R	TR
-----------------	---	---	---	----

N= Tolerance 25%	X= No special function	R= ROHS conform	BU= Bulk Ware
		N=NON ROHS conform	
			TR= Tape/Reel

High Current for DC-Power Line Chip Beads

Serie No.: G12047-170-302A

Customer:

DRW:	Johnny	CHKD	Carlo		Wor	DATE	27.08.2024
APPD:	Elva				Vienna	Sheet	2 from 2

Copyright by EDCON S.Tiede

www.edcon-components.com

email: info@edcon-components.com