

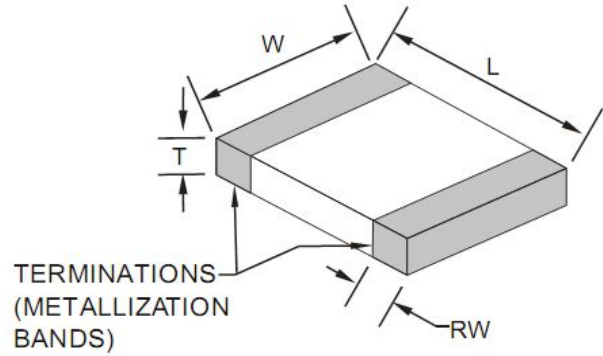


Technical Specification

Features

- Closed magnetic circuit structure allows high density mounting on a PCB board, mounting while preventing crosswalk.
- Extremely high reliability due to entirely monolithic construction.
- Low DC resistance structure of electronic to prevent wasteful electric power consumption.
- High current application rating look at range.

Dimensions



Chip Dimensions		Size Code	Size Dimension
		0402	1005
L (mm)	W (mm)	T (mm)	RW (mm)
1,0±0,15	0,5±0,15	0,7	0,25±0,1

Specifications / Test conditions

	Test-Cond.	Min	Typ.	Max	Unit	Tol. %	Order Code
Impedance: (Z)	100 Mhz		220		Ω	25	221
Impedance: (Z)	1 Ghz		420		Ω	40	
DC-Resistance: (RDC)		--	0,70	--	Ω		
Rated Current: (IDC)		--	200	--	mA		201
Operating Temperature: (°C)		-55°C ~ +125°C					
Tolerance Code:		N	Material Code:		A		

Typical Impedance v.s. Frequency Curve:

Circuit



In the moment not available

GHz High Frequency Ferrite Chip Beads

Serie No.: G12044-221-201

Customer:

FREQUENCY (Mhz)

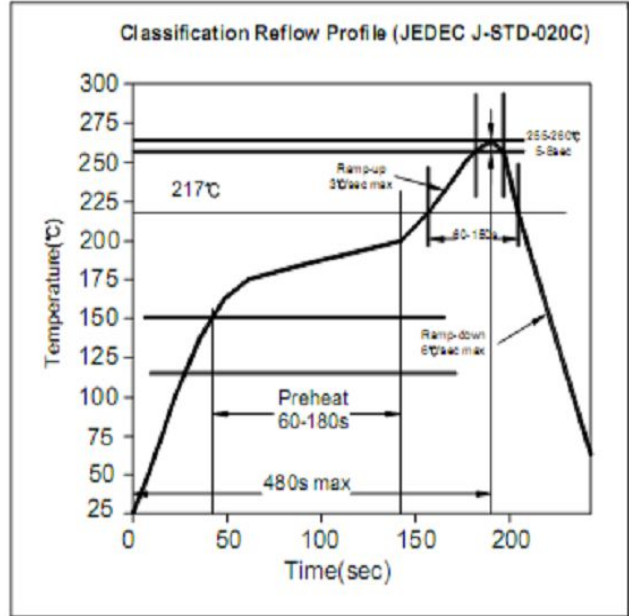
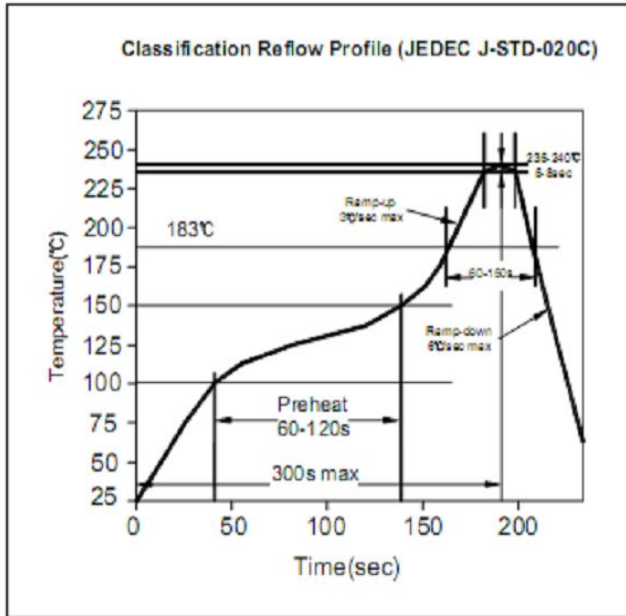
DRW:	Johnny	CHKD	Carlo		Wor	DATE	21.02.2023
APPD:	Elva				Vienna	Sheet	1 from 2

Copyright by EDCON S.Tiede



Soldering Profile for Lead Soldering

Soldering Profile for Lead Free Soldering



Ordering Information

Serie	Tolerance	Special	ROHS	Packing
-------	-----------	---------	------	---------

G12044-221-201	N	X	R	TR
----------------	---	---	---	----

N= Tolerance 25%	X= No special function	R= ROHS conform	BU= Bulk Ware
		N=NON ROHS conform	
			TR= Tape/Reel

GHz High Frequency Ferrite Chip Beads	
Serie No.:	G12044-221-201
Customer:	

DRW:	Johnny	CHKD	Carlo		Wor	DATE	21.02.2023
APPD:	Elva				Vienna	Sheet	2 from 2

Copyright by EDCON S.Tiede