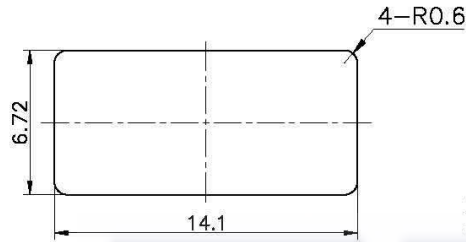
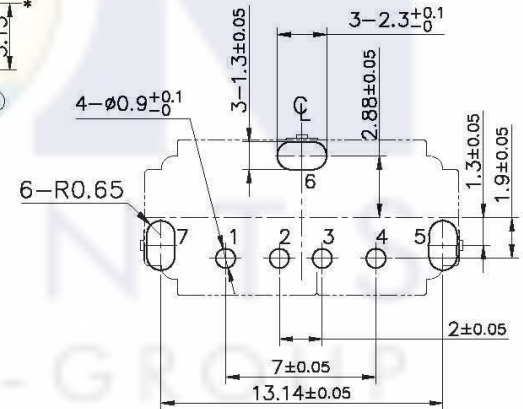
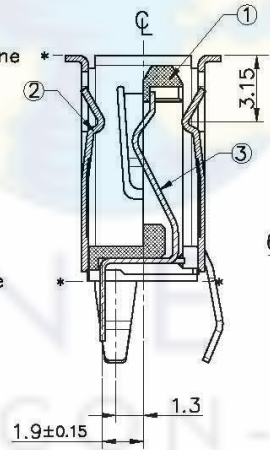
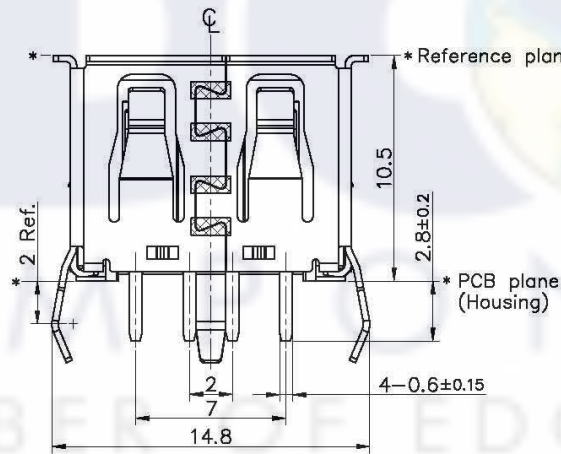
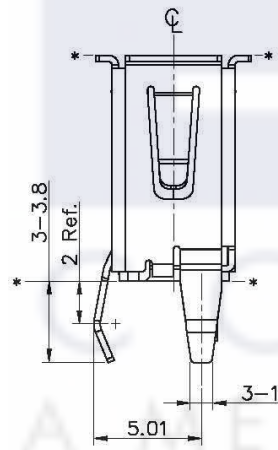
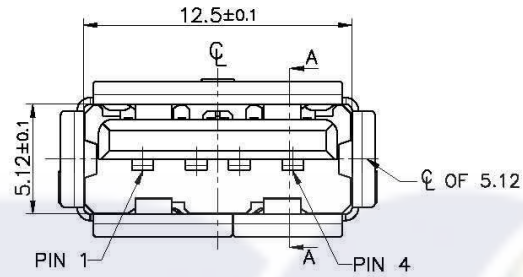


RoHS Complied

PIN NO.	1	2	3	4
SIGNAL NAME	VBUS	D-	D+	PGND

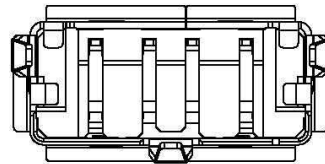


RECOMMENDED PANEL CUTOUT
GENERAL TOLERANCE ±0.1mm



Recommended PCB Layout (Top View)
(T=1.60±0.05 or 1.20±0.05mm) Tolerance: ±0.05mm

SEC: A-A



③	TERMINAL	1,2,3,4	4	COPPER ALLOY	SEE NOTE
②	SHELL	5,6,7	1	COPPER ALLOY	Bright Sn120u*Min plated
①	HOUSING		1	PBT UL94 V-0	Black
NO.	PART NAME	TER'NO.	QTY.	MATERIAL	REMARK

DSND	DATE	2013.01.04	SCALE: 1:1	MODEL TYPE:
CHKD	DATE	2013.01.04	VIEW:	USB CONNECTOR
APVD	DATE	2013.01.04	UNIT: mm	PART NO. T65003
				DWN.NO.
				REVISION P/O

△ X					ANGULAR	±5°
△ X					63 < L	±0.5
△ X					16 < L < 63	±0.4
△ X					4 < L < 16	±0.3
MARK	DESCRIPTION	DATE	REVISED	APPROVED	L < 4	±0.2
	REVISIONS				UNSPECIFIED TOLERANCE	