



DATA SHEET

D-SUB / Stamped Pin / PCB-Straight-Pin / PCB-BOARDLOCK-RIVET / Male

Serie: T24E2040

**D-SUB / Stamped Pin / PCB-Straight-Pin /
PCB-BOARDLOCK-RIVET / Male**

Serie No.: T24E2040

DRW:	Jason	CHKD	Wilson	MATL:	Wilson	TOLERANCE	Mason	DATE	05.02.2023	Customer:
APPD:	Schumi			FINISH	Jamy		Sheet No.	1 from 5		

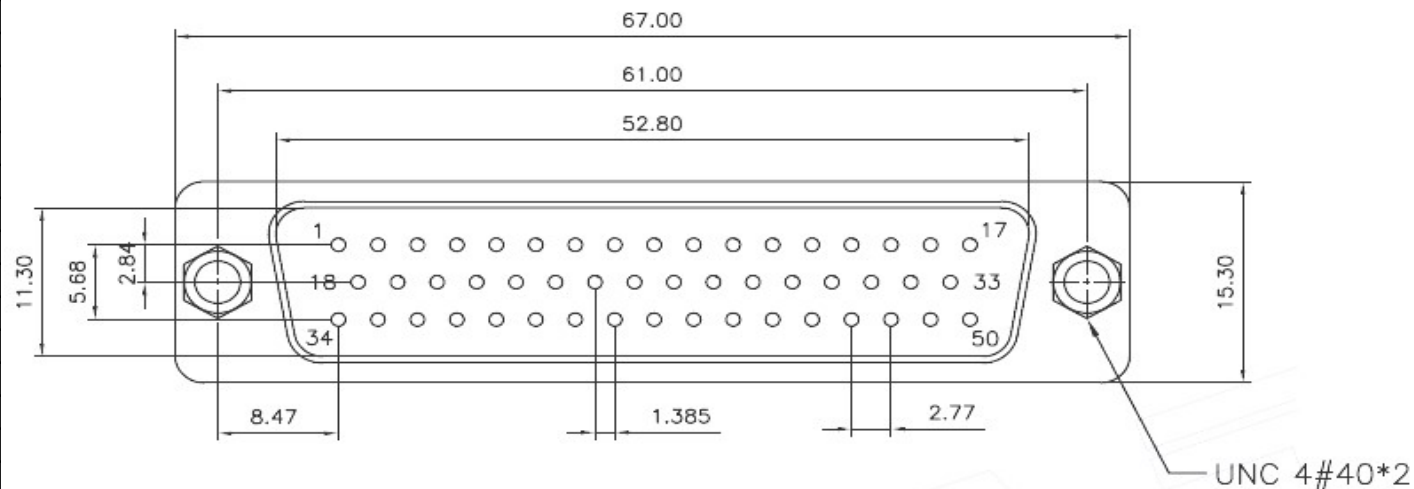
EDCON-COMPONENTS



Technical Informations

Material	
Insulator	PBT +30% GF rated UL-94-V0
Contact:	Brass C3602
Shell:	Steel
Rivet / Boardlock::	Copper Alloy
Contact Plating:	Gold Flash over 40µ Nickel on all area, Contact area see Ordering
Solder Tail Area:	80µ Tin/Lead
Electrical	
Opening Voltage:	250VAC max.
Current Rating:	3,0A max.
Contact Resistance:	15m Ω max.
Insulation Resistance:	3000M Ω min. @ 500VDC
Dielectric withstanding Voltage:	1000VAC 1 Minute
Mechanical:	
Operating Temperature Range:	.-55°C to + 105°C

Technical Dimensions (mm)



Tolerances unless otherwise specified (mm)

X	X.X	X.XX	X.XXX	Angle
±0,5	±0,3	±0,2	±	±5°

D-SUB / Stamped Pin / PCB-Straight-Pin / PCB-BOARDLOCK-RIVET / Male

Part No.: **T24E2040**

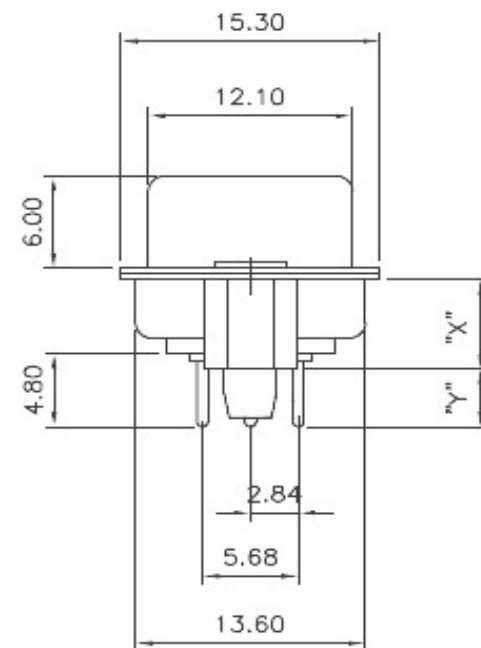
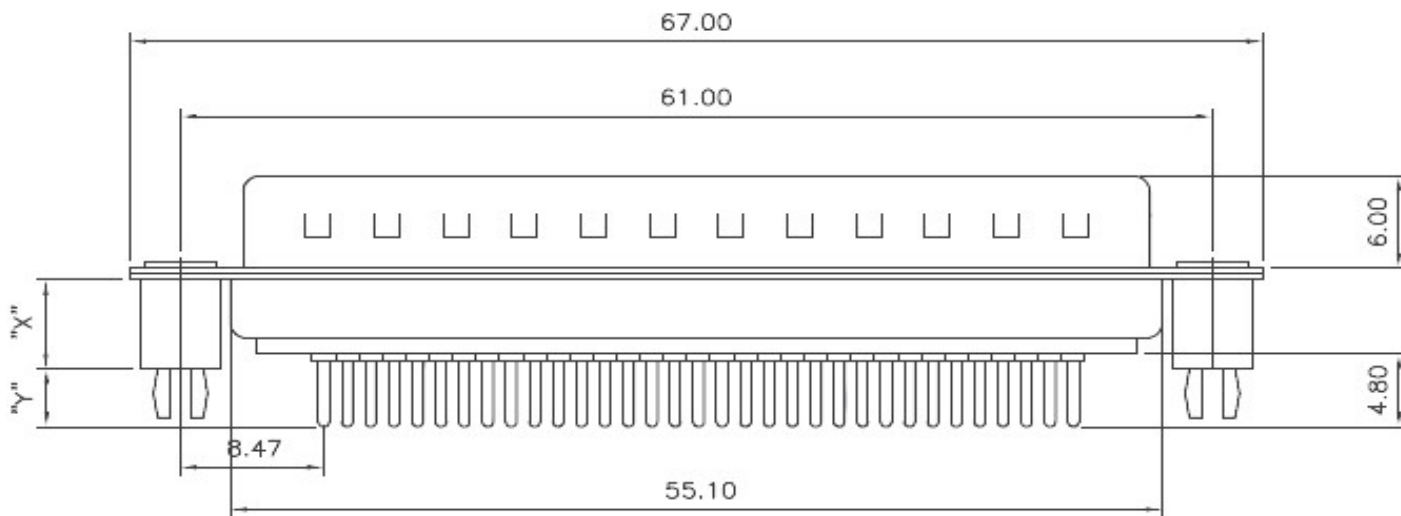
DRW:	Jason	CHKD	Wilson	MATL:	Wilson	TOLERANCE	Mason	DATE	05.02.2023
APPD:	Schumi	182AE15MGPFEA3		FINISH	Jamy		Sheet No.	2 from 5	

Customer:

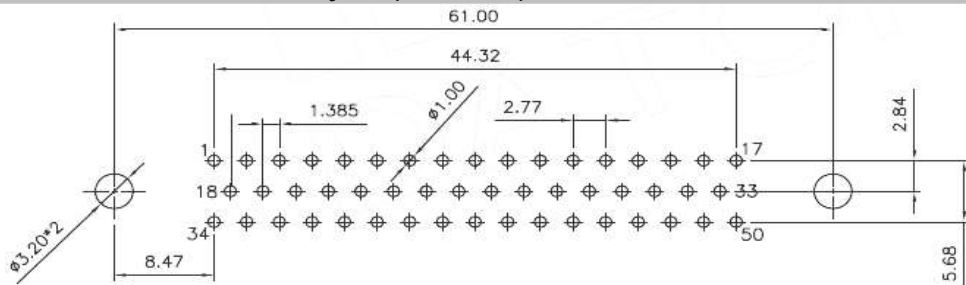
EDCON-COMPONENTS



Technical Dimension (mm)



PCB-Layout (TOP-VIEW) Tolerances +/- 0,10mm



D-SUB / Stamped Pin / PCB-Straight-Pin /
PCB-BOARDLOCK-RIVET / Male

Part No.: **T24E2040**

DRW:	Jason	CHKD	Wilson	MATL:	Wilson	TOLERANCE	Mason	DATE	05.02.2023
APPD:	Schumi			FINISH	Jamy		Sheet No.		3 from 5

Customer:

www.edcon-components.com

email: info@edcon-components.com

EDCON-COMPONENTS



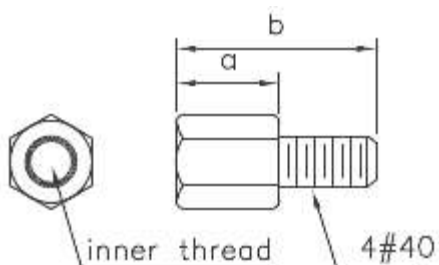
Ordering Informations

Serie	No of Pin	Contact Type	Contact Plating	Shell Plating	Process Option	Parts Option	Contact Inserting Optio	Insulator Colour	ROHS	Packing Code
-------	-----------	--------------	-----------------	---------------	----------------	--------------	-------------------------	------------------	------	--------------

T24E2040	50	M	SF	T	X	X	A	WH	R	TY
-----------------	-----------	----------	-----------	----------	----------	----------	----------	-----------	----------	-----------

50= 50Pos.	M= Male	SF= Gold flash (Standard)1μ	T= Tin + Dimple	H= Boardlock Rivet 6,0mm X=6,0mm / Y=4,0mm	E= Rear Rivet	A= Fully loaded contact	WH= White Colour	R= ROHS Conform	TY= Tray Packing
		S1= Selective 3μ AU			F= Rear Rivet + loose Srew 5,0x10,0mm		N= NON ROHS Conform		
		S2= Selectiv 5μ AU		I= Boardlock Rivet 7,0mm X=7,0mm / Y=3,0mm	H= Rear Rivet + loose Srew 4,8x11,8mm		BK= Black Colour	BU= Bulk-Ware	
		S3= Selectiv 15μ AU			J= Rear Rivet + loose Srew 5,8x12,0mm		BL= Blue Colour		
		S4= Selectiv 30μ AU		J= Boardlock Rivet 8,0mm X=8,0mm / Y=2,0mm	G= Rear Rivet + Fixed Srew 5,0x10,0mm				IV= Individual Package
					I= Rear Rivet + fixed Srew 4,8x11,8mm				
					K= Rear Rivet + Fixed Srew 5,8x12,0mm				

Parts Option Dimension Table



parts no.	DIM. a	DIM. b	inner thread
F,G	5.0	10.0	4#40
H,I	4.8	11.8	4#40
J,K	5.8	12.0	4#40

D-SUB / Stamped Pin / PCB-Straight-Pin / PCB-BOARDLOCK-RIVET / Male

Part No.: **T24E2040**

DRW:	Jason	CHKD	Wilson	MATL:	Wilson	TOLERANCE	Mason	DATE	05.02.2023	Customer:
APPD:	Schumi			FINISH	Jamy		Sheet No.	4 from 5		



Soldering Profile Curve

Classification Reflow Profile (JEDEC J-STD-020C)



D-SUB / Stamped Pin / PCB-Straight-Pin /
PCB-BOARDLOCK-RIVET / Male

Part No.: **T24E2040**

DRW:	Jason	CHKD	Wilson	MATL:	Wilson	TOLERANCE	Mason	DATE	05.02.2023
APPD:	Schumi			FINISH	Jamy		Sheet No.		5 from 5

Customer:
email: info@edcon-components.com