



# DATA SHEET

D-SUB / Stamped Pin / PCB-Straigt-Pin / HEX REAR-RIVET / Male

## Serie: T24E2028

D-SUB / Stamped Pin / PCB-Straigt-Pin /  
HEX REAR-RIVET / Male

Serie No.: **T24E2028**

DRW:	Jason	CHKD	Wilson	MATL:	Wilson	TOLERANCE	Mason	DATE	05.02.2023	Customer:
APPD:	Schumi			FINISH	Jamy		Sheet No.	1 from 5		

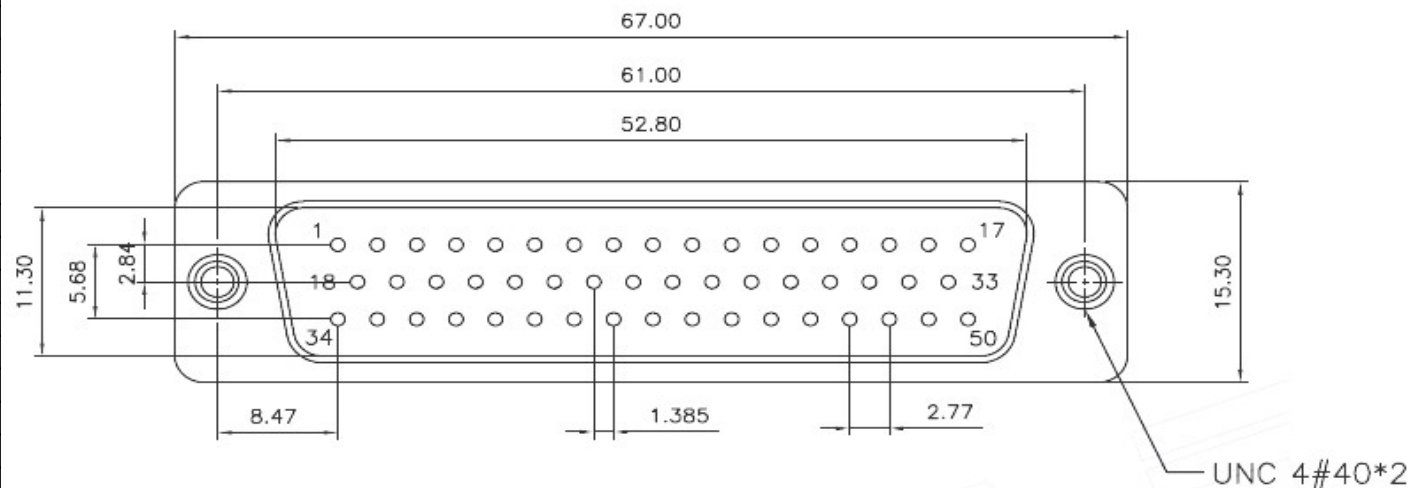
# EDCON-COMPONENTS



## Technical Informations

<b>Material</b>	
Insulator	PBT +30% GF rated UL-94-V0
Contact:	Brass C3602
Shell:	Steel
Rivet / Boardlock::	Copper Alloy
Contact Plating:	Gold Flash over 40µ Nickel on all area, Contact area see Ordering
Solder Tail Area:	80µ Tin/Lead
<b>Electrical</b>	
Opening Voltage:	250VAC max.
Current Rating:	3,0A max.
Contact Resistance:	15m Ω max.
Insulation Resistance:	3000M Ω min. @ 500VDC
Dielectric withstanding Voltage:	1000VAC 1 Minute
<b>Mechanical:</b>	
Operating Temperature Range:	.-55°C to + 105°C

## Technical Dimensions (mm)



### Tolerances unless otherwise specified (mm)

X	X.X	X.XX	X.XXX	Angle
---	-----	------	-------	-------

±0,5	±0,3	±0,2	±	±5°
------	------	------	---	-----

D-SUB / Stamped Pin / PCB-Straight-Pin /  
HEX REAR-RIVET / Male

Part No.: **T24E2028**

DRW:	Jason	CHKD	Wilson	MATL:	Wilson	TOLERANCE	Mason	DATE	05.02.2023
APPD:	Schumi	182AE15MGPFEA3		FINISH	Jamy		Sheet No.	2 from 5	

Customer:

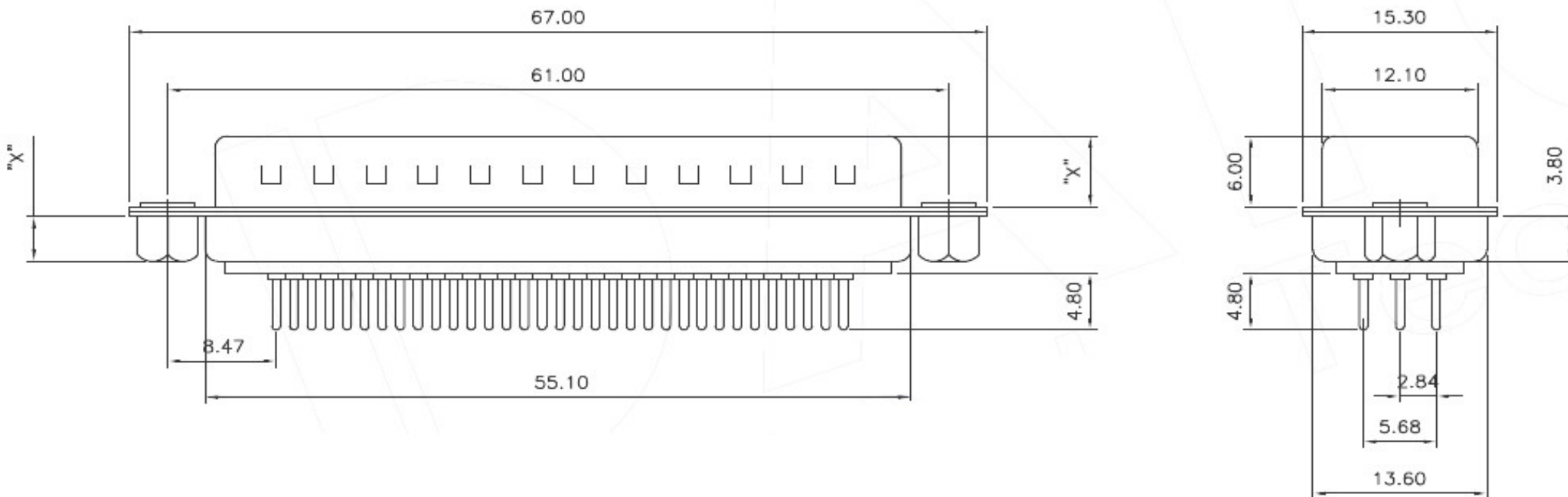
[www.edcon-components.com](http://www.edcon-components.com)

email: [info@edcon-components.com](mailto:info@edcon-components.com)

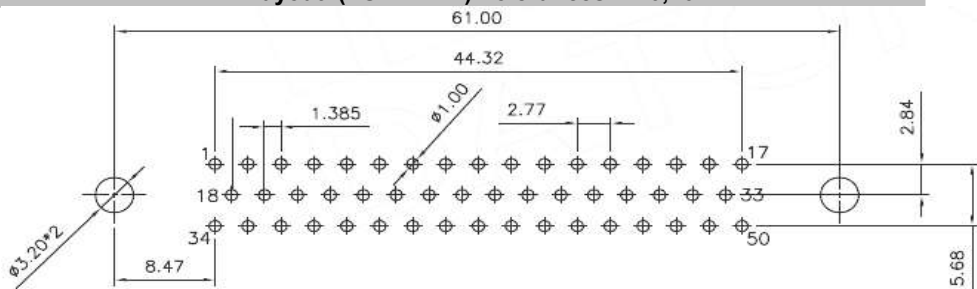
# EDCON-COMPONENTS



## Technical Dimension (mm)



## PCB-Layout (TOP-VIEW) Tolerances +/- 0,10mm



D-SUB / Stamped Pin / PCB-Straight-Pin /  
HEX REAR-RIVET / Male

Part No.: **T24E2028**

DRW:	Jason	CHKD	Wilson	MATL:	Wilson	TOLERANCE	Mason	DATE	05.02.2023
APPD:	Schumi			FINISH	Jamy		Sheet No.		3 from 5

Customer:

[www.edcon-components.com](http://www.edcon-components.com)

email: [info@edcon-components.com](mailto:info@edcon-components.com)

# EDCON-COMPONENTS



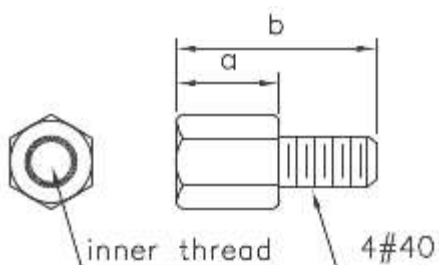
## Ordering Informations

Serie	No of Pin	Contact Type	Contact Plating	Shell Plating	Process Option	Parts Option	Contact Inserting Optio	Insulator Colour	ROHS	Packing Code
-------	-----------	--------------	-----------------	---------------	----------------	--------------	-------------------------	------------------	------	--------------

<b>T24E2028</b>	<b>50</b>	<b>M</b>	<b>SF</b>	<b>T</b>	<b>X</b>	<b>X</b>	<b>A</b>	<b>WH</b>	<b>R</b>	<b>TY</b>
-----------------	-----------	----------	-----------	----------	----------	----------	----------	-----------	----------	-----------

<b>50=</b> 50Pos.	<b>M=</b> Male	<b>SF=</b> Gold flash (Standard)1μ	<b>T=</b> Tin + Dimple	<b>C=</b> Open-Hex-Rivet 3,8mm	<b>E=</b> Rear Rivet	<b>A=</b> Fully loaded contact	<b>WH=</b> White Colour	<b>R=</b> ROHS Conform	<b>TY=</b> Tray Packing
		<b>S1=</b> Selective 3μ AU		<b>D=</b> Open-Hex-Rivet 5,8mm	<b>F=</b> Rear Rivet + loose Srew 5,0x10,0mm		<b>N=</b> NON ROHS Conform		
		<b>S2=</b> Selectiv 5μ AU			<b>H=</b> Rear Rivet + loose Srew 4,8x11,8mm		<b>BK=</b> Black Colour		<b>BU=</b> Bulk-Ware
		<b>S3=</b> Selectiv 15μ AU			<b>J=</b> Rear Rivet + loose Srew 5,8x12,0mm		<b>BL=</b> Blue Colour		<b>IV=</b> Individual Package
		<b>S4=</b> Selectiv 30μ AU		<b>K=</b> Open-Hex-Rivet 2,5mm	<b>G=</b> Rear Rivet + Fixed Srew 5,0x10,0mm				
					<b>I=</b> Rear Rivet + fixed Srew 4,8x11,8mm				
					<b>K=</b> Rear Rivet + Fixed Srew 5,8x12,0mm				

Parts Option Dimension Table



parts no.	DIM. a	DIM. b	inner thread
F,G	5.0	10.0	4#40
H,I	4.8	11.8	4#40
J,K	5.8	12.0	4#40

**D-SUB / Stamped Pin / PCB-Straight-Pin / HEX REAR-RIVET / Male**

Part No.: **T24E2028**

DRW:	Jason	CHKD	Wilson	MATL:	Wilson	TOLERANCE	Mason	DATE	05.02.2023	Customer:
APPD:	Schumi			FINISH	Jamy		Sheet No.	4 from 5		



Soldering Profile Curve

Classification Reflow Profile (JEDEC J-STD-020C)



D-SUB / Stamped Pin / PCB-Straigt-Pin /  
HEX REAR-RIVET / Male

Part No.: **T24E2028**

DRW:	Jason	CHKD	Wilson	MATL:	Wilson	TOLERANCE	Mason	DATE	05.02.2023
APPD:	Schumi			FINISH	Jamy		Sheet No.		5 from 5

Customer: