



DATA SHEET

D-SUB / Stamped Pin / PCB-Straigt-Pin / Hole in Shell / Female

Serie: T24E2009

D-SUB / Stamped Pin / PCB-Straigt-Pin /
Hole in Shell / Female

Serie No.: **T24E2009**

DRW:	Jason	CHKD	Wilson	MATL:	Wilson	TOLERANCE	Mason	DATE	05.02.2023	Customer:
APPD:	Schumi			FINISH	Jamy		Sheet No.		1 from 5	

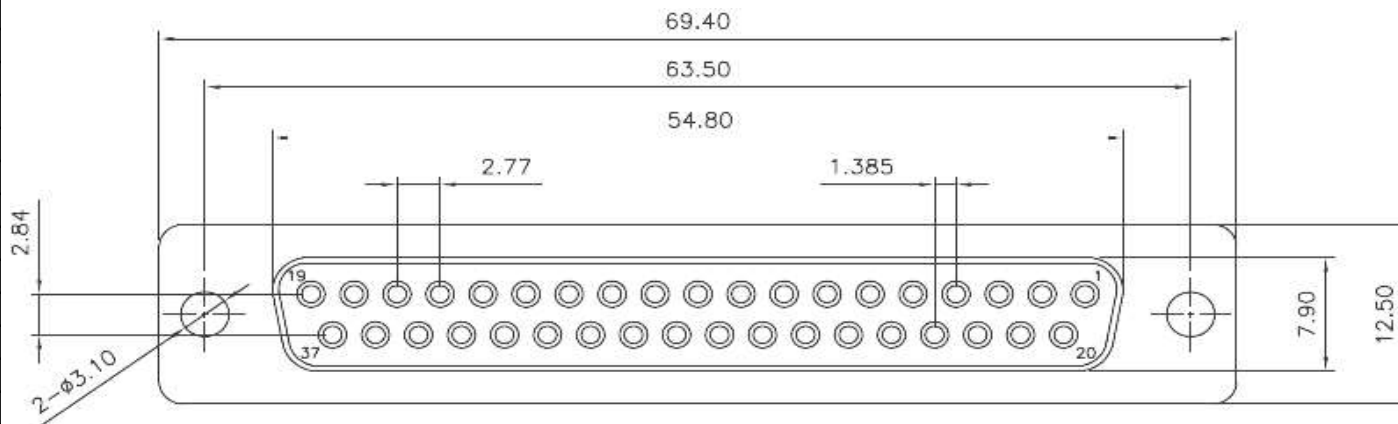
EDCON-COMPONENTS



Technical Informations

Material	
Insulator	PBT +30% GF rated UL-94-V0
Contact:	Brass C3602
Shell:	Steel
Rivet / Boardlock::	Copper Alloy
Contact Plating:	Gold Flash over 40µ Nickel on all area, Contact area see Ordering
Solder Tail Area:	80µ Tin/Lead
Electrical	
Opening Voltage:	250VAC max.
Current Rating:	3,0A max.
Contact Resistance:	15m Ω max.
Insulation Resistance:	3000M Ω min. @ 500VDC
Dielectric withstanding Voltage:	1000VAC 1 Minute
Mechanical:	
Operating Temperature Range:	.-55°C to + 105°C

Technical Dimensions (mm)



Tolerances unless otherwise specified (mm)

X	X.X	X.XX	X.XXX	Angle
±0,5	±0,3	±0,2	±	±5°

D-SUB / Stamped Pin / PCB-Straight-Pin / Hole in Shell / Female

Part No.: **T24E2009**

DRW:	Jason	CHKD	Wilson	MATL:	Wilson	TOLERANCE	Mason	DATE	05.02.2023
APPD:	Schumi	182AE15MGPFEA3		FINISH	Jamy		Sheet No.	2 from 5	

Customer:

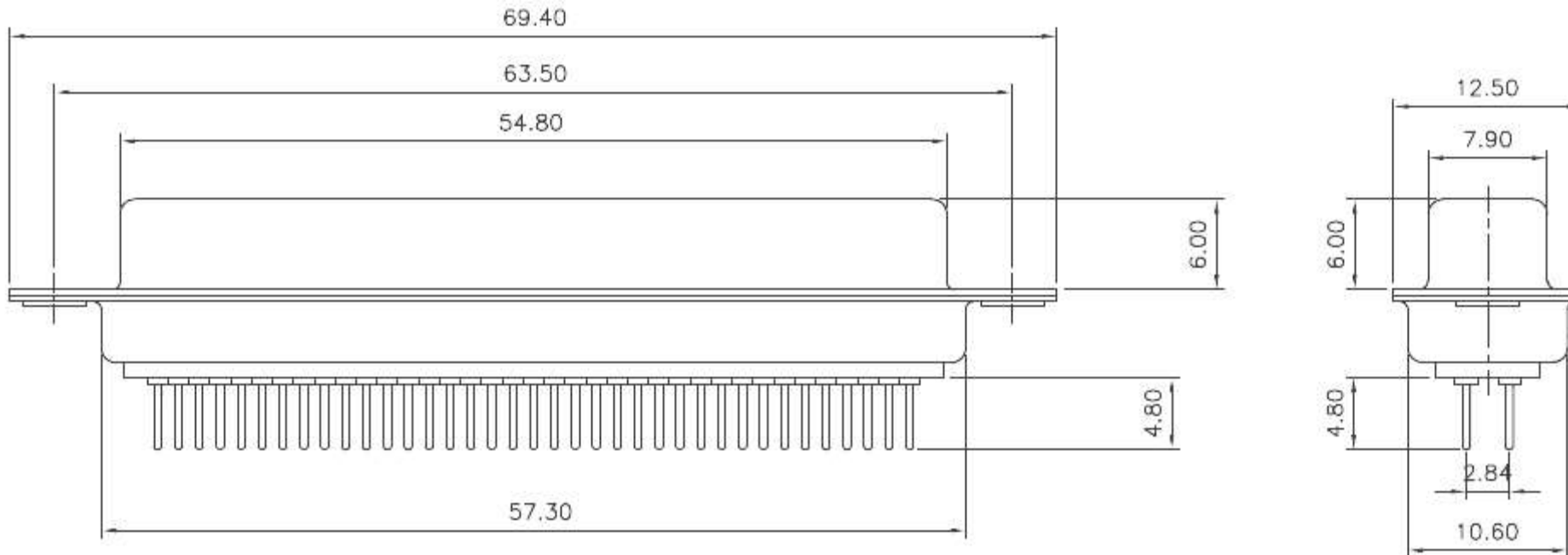
www.edcon-components.com

email: info@edcon-components.com

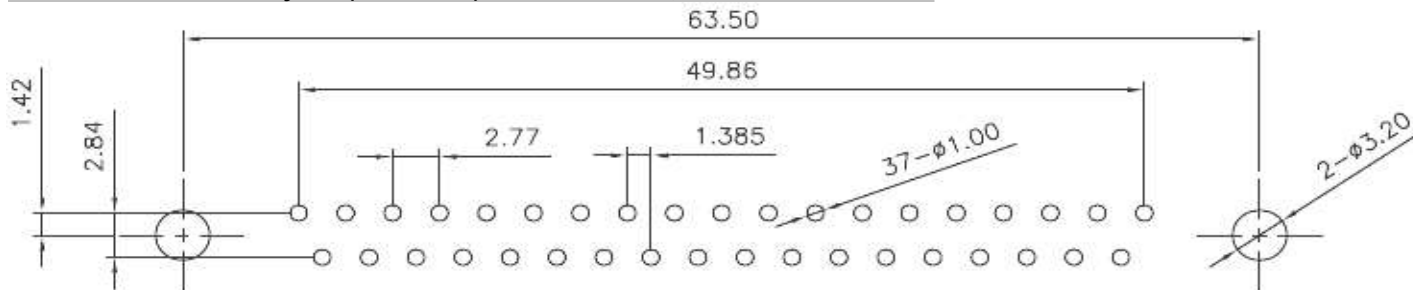
EDCON-COMPONENTS



Technical Dimension (mm)



PCB-Layout (TOP-VIEW) Tolerances +/- 0,10mm



D-SUB / Stamped Pin / PCB-Straight-Pin / Hole in Shell / Female

Part No.: **T24E2009**

DRW:	Jason	CHKD	Wilson	MATL:	Wilson	TOLERANCE	Mason	DATE	05.02.2023
APPD:	Schumi			FINISH	Jamy		Sheet No.		3 from 5

www.edcon-components.com

email: info@edcon-components.com

EDCON-COMPONENTS



Ordering Informations

Serie	No of Pin	Contact Type	Contact Plating	Shell Plating	Process Option	Parts Option	Contact Inserting Optio	Insulator Colour	ROHS	Packing Code
-------	-----------	--------------	-----------------	---------------	----------------	--------------	-------------------------	------------------	------	--------------

T24E2009	37	F	SF	T	A	A	A	WH	R	TY
-----------------	-----------	----------	-----------	----------	----------	----------	----------	-----------	----------	-----------

37= 37Pos.	F= Female	SF= Gold flash (Standard)1μ	T= Tin + Dimple	A= Through Hole	A= No accessories	A= Fully loaded contact	WH= White Colour	R= ROHS Conform	TY= Tray Packing
		S1= Selective 3μ AU					N= NON ROHS Conform		
		S2= Selectiv 5μ AU					BK= Black Colour		BU= Bulk-Ware
		S3= Selectiv 15μ AU					BL= Blue Colour		IV= Individual Package
		S4= Selectiv 30μ AU							

D-SUB / Stamped Pin / PCB-Straight-Pin / Hole in Shell / Female

Part No.: **T24E2009**

DRW:	Jason	CHKD	Wilson	MATL:	Wilson	TOLERANCE	Mason	DATE	05.02.2023	Customer:
APPD:	Schumi			FINISH	Jamy		Sheet No.	4 from 5		



Soldering Profile Curve

Classification Reflow Profile (JEDEC J-STD-020C)



D-SUB / Stamped Pin / PCB-Straight-Pin /
Hole in Shell / Female

Part No.: **T24E2009**

DRW:	Jason	CHKD	Wilson	MATL:	Wilson	TOLERANCE	Mason	DATE	05.02.2023
APPD:	Schumi			FINISH	Jamy		Sheet No.		5 from 5

Customer: