



DATA SHEET

D-SUB / Machined Pin / PCB-Straight / Rearside-Hex-Nut / Female

Serie: T24D9027

D-SUB / Machined Pin / PCB-Straight /
Rearside-Hex-Nut / Female

Serie No.: **T24D9027**

DRW:	Jason	CHKD	Wilson	MATL:	Wilson	TOLERANCE	Mason	DATE	31.01.2023	Customer:
APPD:	Schumi			FINISH	Jamy		Sheet No.	1 from 15		

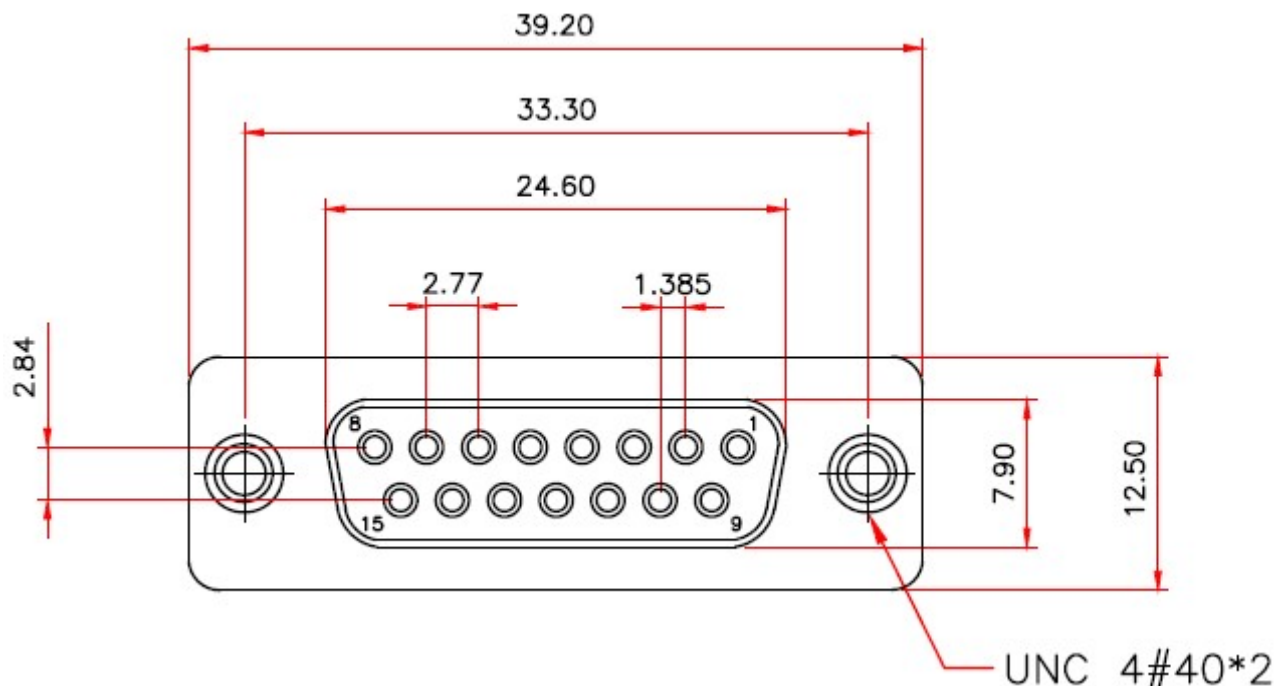
EDCON-COMPONENTS



Technical Informations

Material	
Insulator	PBT +30% GF rated UL-94-V0
Contact:	Brass C3602
Shell:	Steel
Rivet / Boardlock::	Copper Alloy
Contact Plating:	Gold Flash over 40µ Nickel on all area, Contact area see Ordering
Electrical	
Opening Voltage:	250VAC max.
Current Rating:	3,0A max.
Contact Resistance:	15m Ω max.
Insulation Resistance:	3000M Ω min. @ 500VDC
Dielectric withstanding Voltage:	1000VAC 1 Minute
Mechanical:	
Operating Temperature Range:	.-55°C to + 105°C

Technical Dimensions (mm)



Tolerances unless otherwise specified (mm)

X	X.X	X.XX	X.XXX	Angle
±0,5	±0,3	±0,2	±	±5°

D-SUB / Machined Pin / PCB-Straight / Rearside-Hex-Nut / Female


Part No.: **T24D9027**

DRW:	Jason	CHKD	Wilson	MATL:	Wilson	TOLERANCE	Mason	DATE	31.01.2023
APPD:	Schumi	182AE15MGPF EA3		FINISH	Jamy		Sheet No.	2 from 5	Customer:

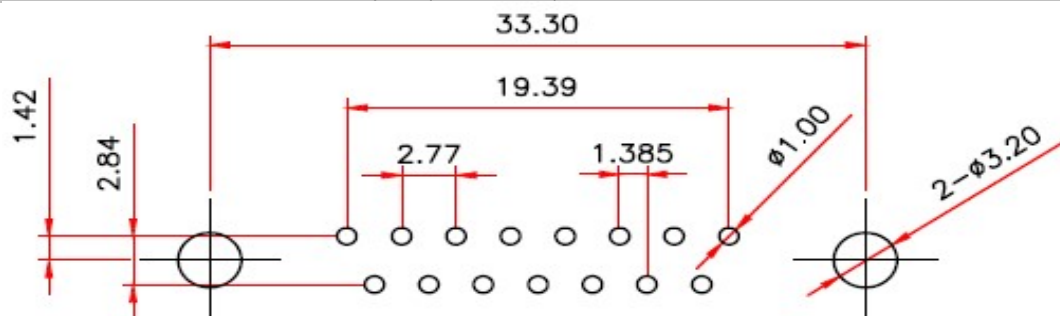
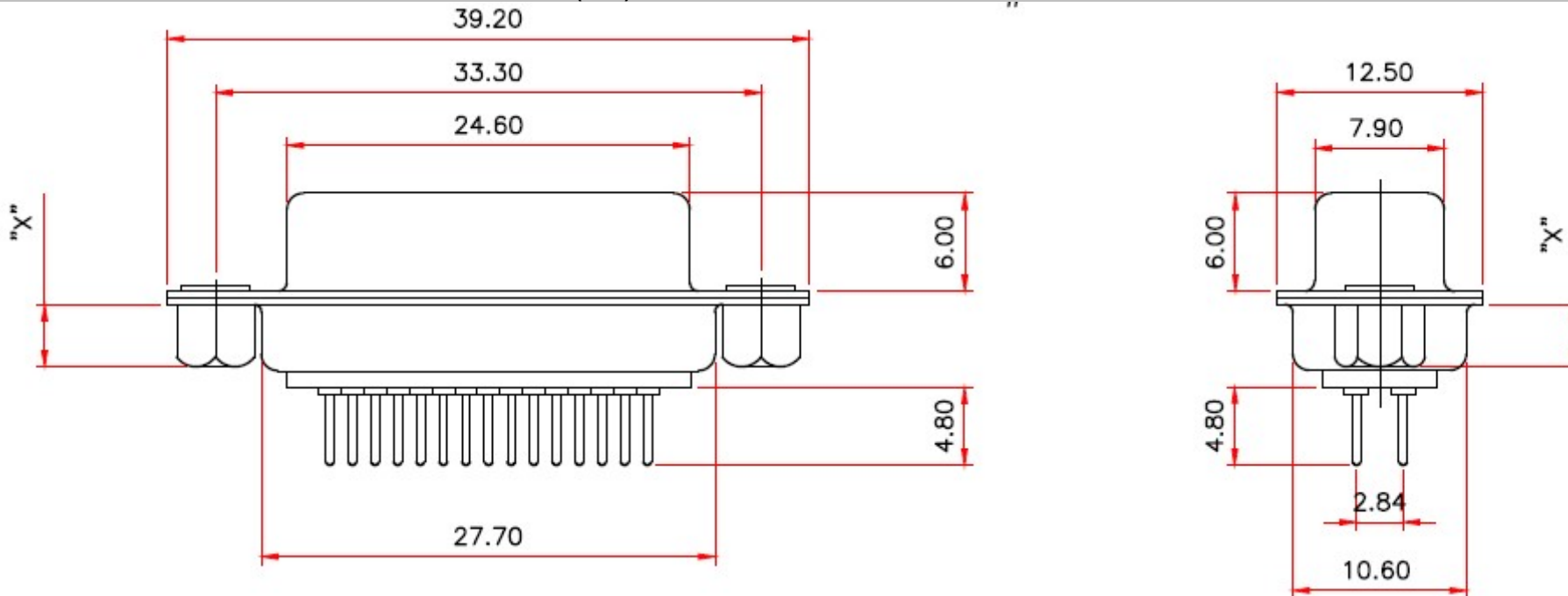
www.edcon-components.com

email: info@edcon-components.com

EDCON-COMPONENTS



Technical Dimension (mm)



D-SUB / Machined Pin / PCB-Straight /
Rearside-Hex-Nut / Female

Part No.: **T24D9027**

DRW:	Jason	CHKD	Wilson	MATL:	Wilson	TOLERANCE	Mason	DATE	31.01.2023
APPD:	Schumi			FINISH	Jamy		Sheet No.		3 from 5

Customer:

www.edcon-components.com

email: info@edcon-components.com

Copyright by S.Tiede

EDCON-COMPONENTS



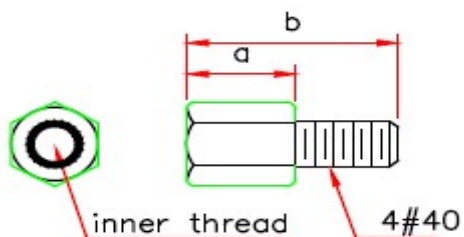
Ordering Informations

Serie	No of Pin	Contact Type	Contact Plating	Shell Plating	Process Option X,Y	Parts Option	Contact Inserting Optio	Insulator Colour	ROHS	Packing Code
-------	-----------	--------------	-----------------	---------------	--------------------	--------------	-------------------------	------------------	------	--------------

T24D9027	15	F	GF	T	X	X	A	WH	R	TY
-----------------	-----------	----------	-----------	----------	----------	----------	----------	-----------	----------	-----------

		GF= Gold flash (Standard)	T= Tin + Dimple			A= Fully loaded contacts	WH= White	R= ROHS Conform	TY= Tray Packing
15= 15Pos.	F= Female	G1= 3µ AU		C= Open-Hex Rivet 3,8mm	E= Rear Rivet		BK= Black	N= NON ROHS Conform	
		G2= 5µ AU		D= Open-Hex Rivet 5,8mm	F= Rear Rivet + Loose Screw 5,0x10,0mm		BL= Blue		BU= Bulk-Ware
		G3= 15µ AU		K= Open-Hex Rivet 2,5mm	H= Rear Rivet + Loose Screw 4,8x11,8mm				IV= Individual Package
		G4= 30µ AU			J= Rear Rivet + Loose Screw 5,8x12,0mm				
					I= Rear Rivet + Fixed Screw 4,8x11,8mm				
					G= Rear Rivet + Fixed Screw 5,0x10,0mm				
					K= Rear Rivet + Fixed Screw 5,8x12,0mm				

Parts Option Code



parts no.	DIM. a	DIM. b	inner thread
F,G	5.0	10.0	4#40
H,I	4.8	11.8	4#40
J,K	5.8	12.0	4#40

D-SUB / Machined Pin / PCB-Straight / Rearside-Hex-Nut / Female

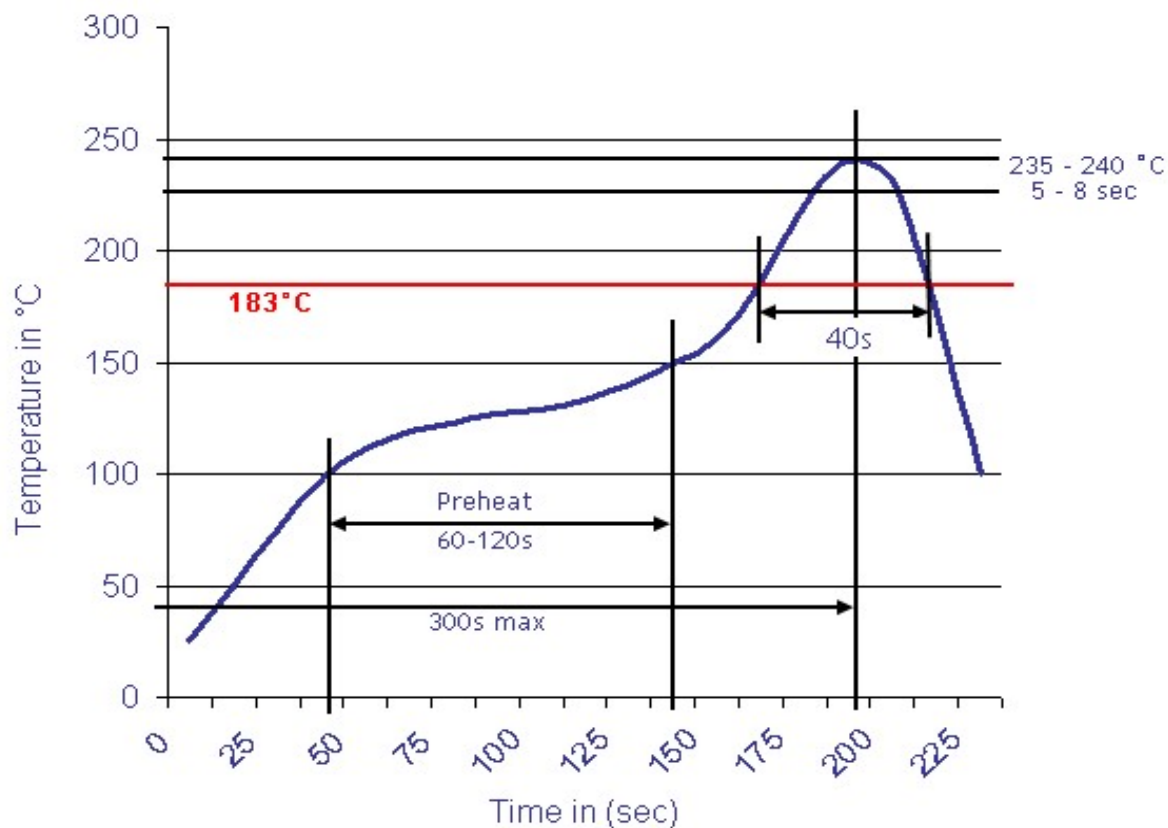
Part No.: **T24D9027**

DRW:	Jason	CHKD	Wilson	MATL:	Wilson	TOLERANCE	Mason	DATE	31.01.2023	Customer:
APPD:	Schumi			FINISH	Jamy		Sheet No.		4 from 5	



Soldering Profile Curve

Classification Reflow Profile (JEDEC J-STD-020C)



D-SUB / Machined Pin / PCB-Straight / Rearside-Hex-Nut / Female	
Part No.:	T24D9027
Customer:	

DRW:	Jason	CHKD:	Wilson	MATL:	Wilson	TOLERANCE:	Mason	DATE:	31.01.2023
APPD:	Schumi			FINISH:	Jamy		Sheet No.		5 from 5