

DATA SHEET


D-SUB / Machined Pin / PCB-Straight / Throug-Hole / Female

Serie: T24D9013

D-SUB / Machined Pin / PCB-Straight / Throug-Hole / Female	
Serie No.:	T24D9013
Customer:	

DRW:	Jason	CHKD	Wilson	MATL:	Wilson	TOLERANCE	Mason	DATE	31.01.2023
APPD:	Schumi			FINISH	Jamy		Sheet No.		1 from 15

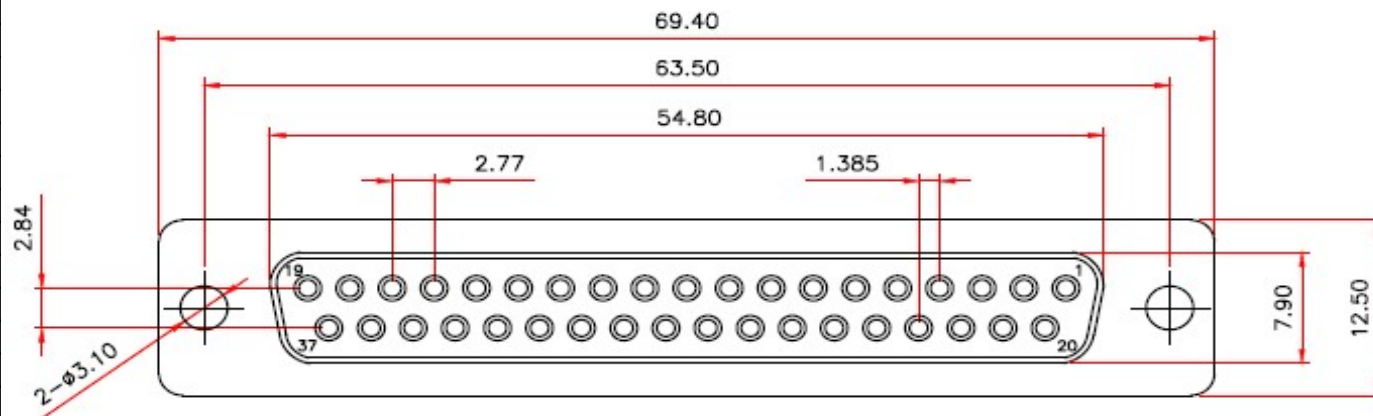
EDCON-COMPONENTS



Technical Informations

Material	
Insulator	PBT +30% GF rated UL-94-V0
Contact:	Brass C3602
Shell:	Steel
Rivet / Boardlock::	Copper Alloy
Contact Plating:	Gold Flash over 40µ Nickel on all area, Contact area see Ordering
Electrical	
Opening Voltage:	250VAC max.
Current Rating:	3,0A max.
Contact Resistance:	15m Ω max.
Insulation Resistance:	3000M Ω min. @ 500VDC
Dielectric withstanding Voltage:	1000VAC 1 Minute
Mechanical:	
Operating Temperature Range:	.-55°C to + 105°C

Technical Dimensions (mm)



Tolerances unless otherwise specified (mm)

X	X.X	X.XX	X.XXX	Angle
±0,5	±0,3	±0,2	±	±5°

D-SUB / Machined Pin / PCB-Straight / Through-Hole / Female

Part No.: **T24D9013**


DRW:	Jason	CHKD	Wilson	MATL:	Wilson	TOLERANCE	Mason	DATE	31.01.2023
APPD:	Schumi	182AE15MGPF EA3		FINISH	Jamy		Sheet No.	2 from 5	

Customer:

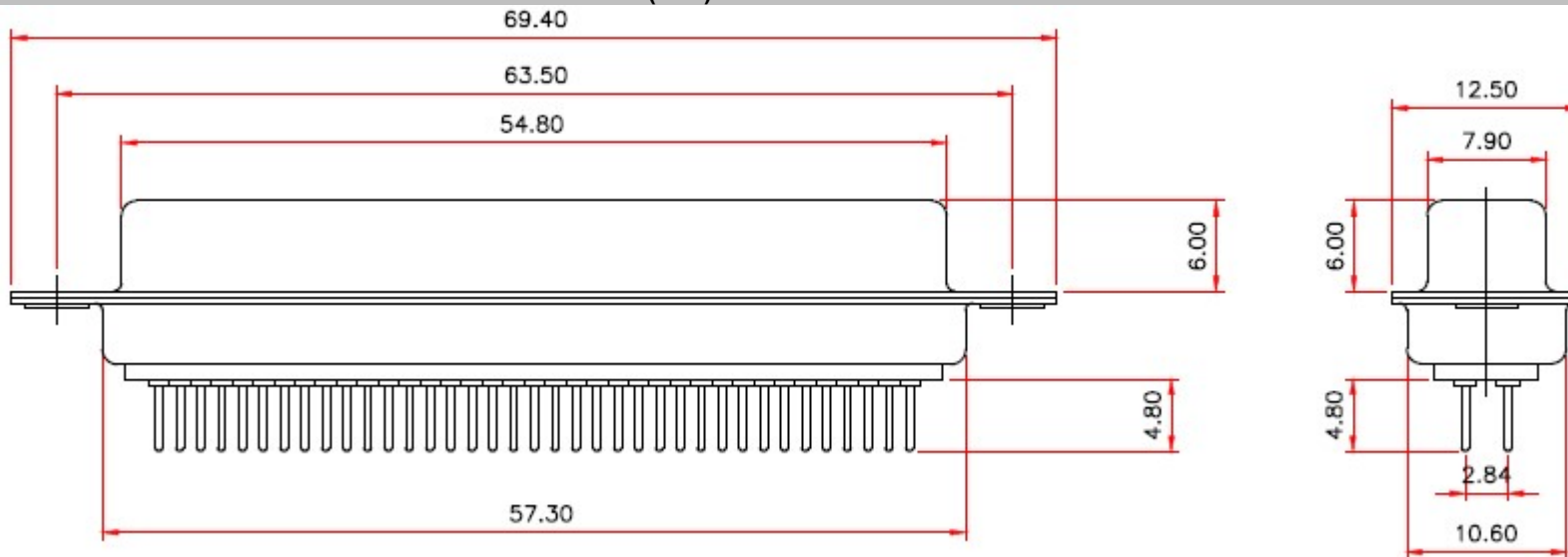
www.edcon-components.com

email: info@edcon-components.com

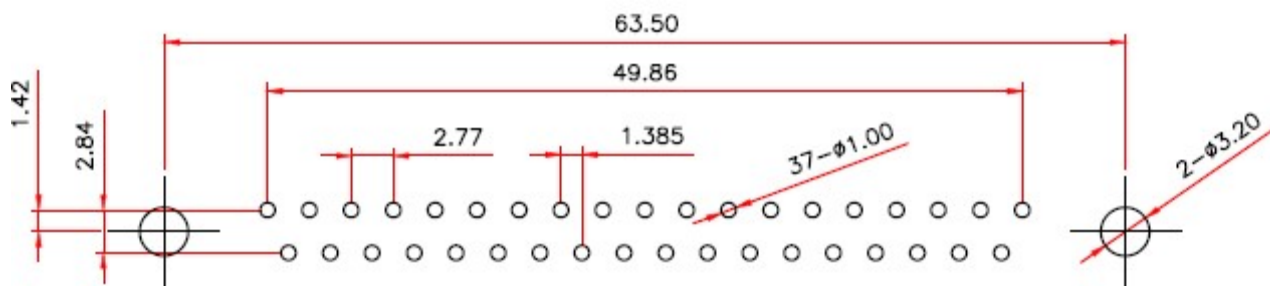
EDCON-COMPONENTS



Technical Dimension (mm)



PCB-Layout (TOP-VIEW) To. +/- 0,10mm



D-SUB / Machined Pin / PCB-Straight / Through-Hole / Female


Part No.: **T24D9013**

DRW:	Jason	CHKD:	Wilson	MATL:	Wilson	TOLERANCE:	Mason	DATE:	31.01.2023
APPD:	Schumi			FINISH:	Jamy		Sheet No.		3 from 5

www.edcon-components.com

email: info@edcon-components.com

EDCON-COMPONENTS



Ordering Informations

Serie	No of Pin	Contact Type	Contact Plating	Shell Plating	Process Option X,Y	Parts Option	Contact Inserting Optio	Insulator Colour	ROHS	Packing Code
-------	-----------	--------------	-----------------	---------------	--------------------	--------------	-------------------------	------------------	------	--------------


T24D9013	37	F	GF	T	A	A	A	WH	R	TY
-----------------	-----------	----------	-----------	----------	----------	----------	----------	-----------	----------	-----------

		GF= Gold flash (Standard)	T= Tin + Dimple	A= Through Hole	A= No accessories	A= Fully loaded contacts	WH= White	R= ROHS Conform	TY= Tray Packing
	F= Female	G1= 3µ AU					BK= Black	N= NON ROHS Conform	
		G2= 5µ AU					BL= Blue		BU= Bulk-Ware
37= 37Pos.		G3= 15µ AU							
		G4= 30µ AU							IV= Individual Package

D-SUB / Machined Pin / PCB-Straight / Throug-Hole / Female

Part No.: **T24D9013**

DRW:	Jason	CHKD	Wilson	MATL:	Wilson	TOLERANCE	Mason	DATE	31.01.2023	Customer:
APPD:	Schumi			FINISH	Jamy		Sheet No.	4 from 5		



Soldering Profile Curve

Classification Reflow Profile (JEDEC J-STD-020C)



D-SUB / Machined Pin / PCB-Straight / Through-Hole / Female	
Part No.:	T24D9013
Customer:	

DRW:	Jason	CHKD	Wilson	MATL:	Wilson	TOLERANCE	Mason	DATE	31.01.2023
APPD:	Schumi			FINISH	Jamy		Sheet No.		5 from 5