

Wire Wound Chip Common Mode Choke Coil – ECCW-S Series

Operating Temp. : -40°C~+85°C



FEATURES

- Prevention of common mode noise at high frequency
- 20Ω~1400Ω are optional for different noise level and signal frequency
- Excellent solderability

APPLICATIONS

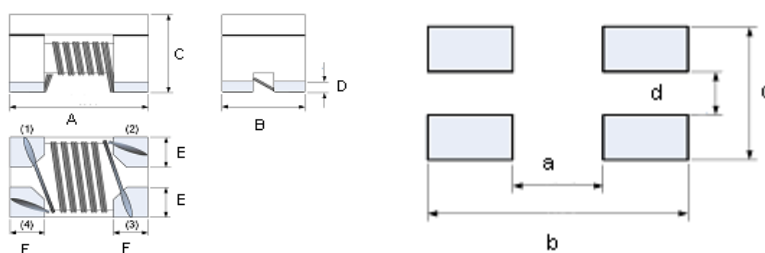
- USB2.0 of IEEE1394, PC, peripheral equipments, small digital AV equipments, etc.
- LVDS lines of Note PC, LCD
- Audio lines

PRODUCT IDENTIFICATION

<u>ECCW</u> ①	<u>1608</u> ②	<u>S</u> ③	<u>-2</u> ④	<u>-900</u> ⑤	<u>T</u> ⑥	<u>F</u> ⑦																						
<table border="1"> <tr><td colspan="2">Type</td></tr> <tr><td>ECCW</td><td>Winding Type Common Mode Choke Coil</td></tr> </table>		Type		ECCW	Winding Type Common Mode Choke Coil	<table border="1"> <tr><td colspan="2">External Dimensions (LxW) (mm)</td></tr> <tr><td>1210[0504]</td><td>1.2x1.0</td></tr> <tr><td>1608[0603]</td><td>1.6x0.8</td></tr> <tr><td>2520[1008]</td><td>2.5x2.0</td></tr> <tr><td>3225[1210]</td><td>3.2x2.5</td></tr> <tr><td>4532[1812]</td><td>4.5x3.2</td></tr> </table>		External Dimensions (LxW) (mm)		1210[0504]	1.2x1.0	1608[0603]	1.6x0.8	2520[1008]	2.5x2.0	3225[1210]	3.2x2.5	4532[1812]	4.5x3.2	<table border="1"> <tr><td colspan="2">Code</td></tr> <tr><td>S</td><td>Standard</td></tr> <tr><td>L</td><td>For larger current</td></tr> </table>			Code		S	Standard	L	For larger current
Type																												
ECCW	Winding Type Common Mode Choke Coil																											
External Dimensions (LxW) (mm)																												
1210[0504]	1.2x1.0																											
1608[0603]	1.6x0.8																											
2520[1008]	2.5x2.0																											
3225[1210]	3.2x2.5																											
4532[1812]	4.5x3.2																											
Code																												
S	Standard																											
L	For larger current																											
<table border="1"> <tr><td colspan="2">Number of Lines</td></tr> <tr><td colspan="2">2</td></tr> </table>		Number of Lines		2		<table border="1"> <tr><td colspan="2">Impedance</td></tr> <tr><td>Example</td><td>Nominal Value</td></tr> <tr><td>900</td><td>90Ω</td></tr> </table>			Impedance		Example	Nominal Value	900	90Ω	<table border="1"> <tr><td colspan="2">Hazardous Substance Free Products</td></tr> <tr><td colspan="2">F</td></tr> </table>		Hazardous Substance Free Products		F									
Number of Lines																												
2																												
Impedance																												
Example	Nominal Value																											
900	90Ω																											
Hazardous Substance Free Products																												
F																												
<table border="1"> <tr><td colspan="2">Packing</td></tr> <tr><td>T</td><td>Tape & Reel</td></tr> </table>		Packing		T	Tape & Reel																							
Packing																												
T	Tape & Reel																											

SHAPE AND DIMENSIONS

Recommended Land Pattern



Unit: mm

Series	A	B	C	D Max.	E Typ.	F Typ.	a Typ.	b Typ.	c Typ.	d Typ.
ECCW1210	1.2±0.2	1.0±0.2	0.8±0.1	0.10	0.36	0.33	0.50	1.55	1.00	0.30
ECCW1608	1.6±0.1	0.8±0.1	1.1±0.1	0.10	0.25	0.33	0.73	1.89	0.85	0.25
ECCW2520	2.5±0.2	2.0±0.2	1.2±0.2	0.20	0.60	0.45	1.20	3.20	2.00	0.60
ECCW3225	3.2±0.2	2.5±0.2	1.8±0.2	0.30	0.80	0.60	2.20	4.00	2.50	0.90
ECCW4532	4.5±0.2	3.2±0.2	2.8±0.2	0.50	1.10	0.80	2.70	5.10	3.20	1.00

SPECIFICATIONS

ECCW1210S TYPE

Part Number	Common Mode Impedance @100MHz	Max. DC Resistance	Max. Rated Current	Rated Voltage	Min. Insulation Resistance
Units	Ω	Ω	mA	Volts	M Ω
Symbol	Z	DCR	I _r	V _{DC}	IR
ECCW1210S-2-200TF	20±25%	0.15	500	20	10
ECCW1210S-2-350TF	35±25%	0.18	430	20	10
ECCW1210S-2-600TF	60±25%	0.30	400	20	10
ECCW1210S-2-900TF	90±25%	0.30	400	20	10
ECCW1210S-2-161TF	160±25%	0.40	260	20	10
ECCW1210S-2-201TF	200±25%	0.40	250	20	10
ECCW1210S-2-361TF	360±25%	0.55	250	20	10

ECCW1608S TYPE

Part Number	Common Mode Impedance @100MHz	Max. DC Resistance	Max. Rated Current	Rated Voltage	Min. Insulation Resistance
Units	Ω	Ω	mA	Volts	M Ω
Symbol	Z	DCR	I _r	V _{DC}	IR
ECCW1608S-2-250TF	25±25%	0.10	500	20	10
ECCW1608S-2-600TF	60±25%	0.20	350	20	10
ECCW1608S-2-900TF	90±25%	0.25	300	20	10
ECCW1608S-2-141TF	140±25%	0.25	300	20	10
ECCW1608S-2-221TF	220±25%	0.25	300	20	10

ECCW2520S TYPE

Part Number	Common Mode Impedance @100MHz	Max. DC Resistance	Max. Rated Current	Rated Voltage	Min. Insulation Resistance
Units	Ω	Ω	mA	Volts	M Ω
Symbol	Z	DCR	I _r	V _{DC}	IR
ECCW2520S-2-301TF	300±25%	0.25	400	50	10
ECCW2520S-2-451TF	450±25%	0.30	350	50	10
ECCW2520S-2-601TF	600±25%	0.38	330	50	10
ECCW2520S-2-102TF	1000±25%	0.50	240	50	10

ECCW3225S TYPE

Part Number	Common Mode Impedance @100MHz	Max. DC Resistance	Max. Rated Current	Rated Voltage	Min. Insulation Resistance
Units	Ω	Ω	mA	Volts	M Ω
Symbol	Z	DCR	I _r	V _{DC}	IR
ECCW3225S-2-800TF	80±25%	0.12	640	50	10
ECCW3225S-2-161TF	160±25%	0.15	480	50	10
ECCW3225S-2-271TF	270±25%	0.25	450	50	10
ECCW3225S-2-102TF	1000±25%	0.35	350	50	10
ECCW3225L-2-601TF	600±25%	0.12	1000	50	10

ECCW4532S TYPE

Part Number	Common Mode Impedance @100MHz	Max. DC Resistance	Max. Rated Current	Rated Voltage	Min. Insulation Resistance
Units	Ω	Ω	mA	Volts	M Ω
Symbol	Z	DCR	I _r	V _{DC}	IR
ECCW4532S-2-331TF	330±25%	0.11	1100	50	10
ECCW4532S-2-601TF	600±25%	0.12	1000	50	10
ECCW4532S-2-801TF	800±25%	0.16	900	50	10

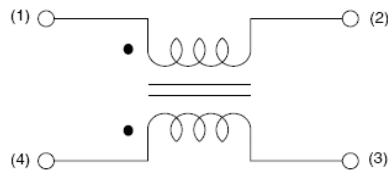
SPECIFICATIONS

ECCW4532S TYPE

Part Number	Common Mode Impedance @100MHz	Max. DC Resistance	Max. Rated Current	Rated Voltage	Min. Insulation Resistance
Units	Ω	Ω	mA	Volts	M Ω
Symbol	Z	DCR	I _r	V _{DC}	IR
ECCW4532S-2-102TF	1000±25%	0.18	800	50	10
ECCW4532S-2-142TF	1400±25%	0.20	700	50	10

※: Products with other electrical characteristics can be provided upon customer's request. Please contact your local sales.

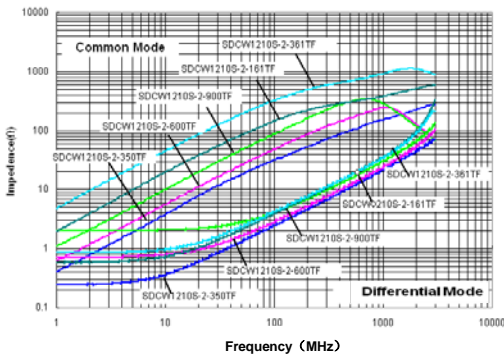
EQUIVALENT CIRCUIT



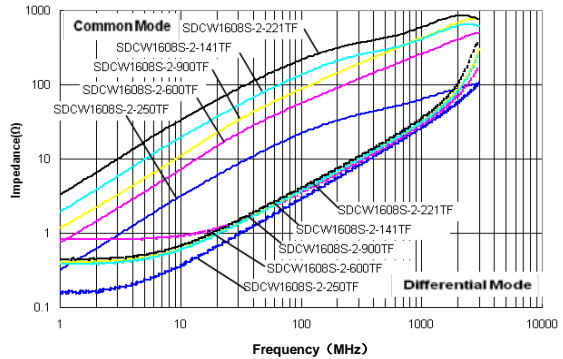
TYPICAL ELECTRICAL CHARACTERISTICS

Impedance vs. Frequency

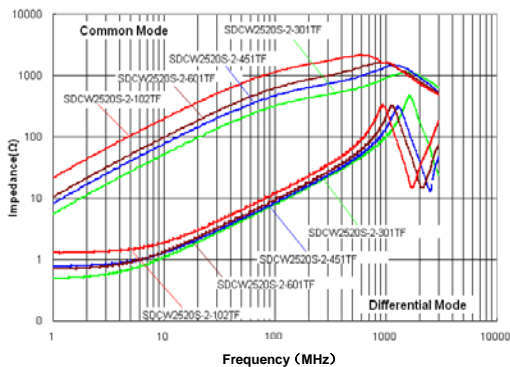
ECCW1210S TYPE



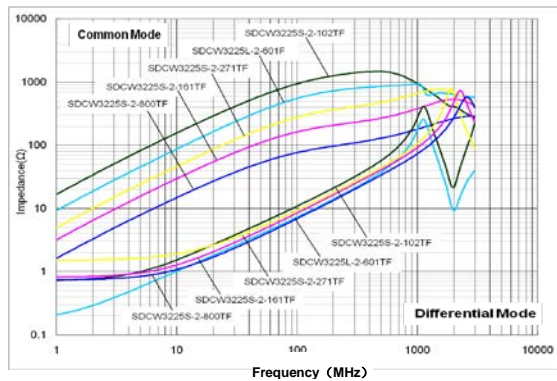
ECCW1608S TYPE



ECCW2520S TYPE



ECCW3225S TYPE



ECCW4532S TYPE

