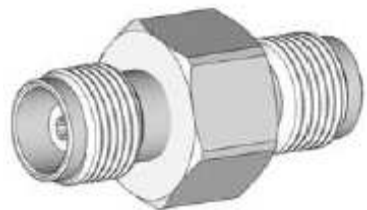


# EDCON-COMPONENTS



## Electric Data

Characteristic Impedance	50 Ohm
Frequency Range	0-11 GHz
Working Voltage	500 VRMS (max sea Level)
Dielectric Withstanding Voltage	1500 VRMS (min sea Level)
VSWR	Straight $\leq 1.30$
Contact Resistance	Inner: 1.5 milliohms (max.) Outer: 0.2 milliohms (max.)
Insulation Resistance	5000 Megaohms (min)

## Mechanical Data

Durability Mating	500 Cycles (min)
-------------------	------------------

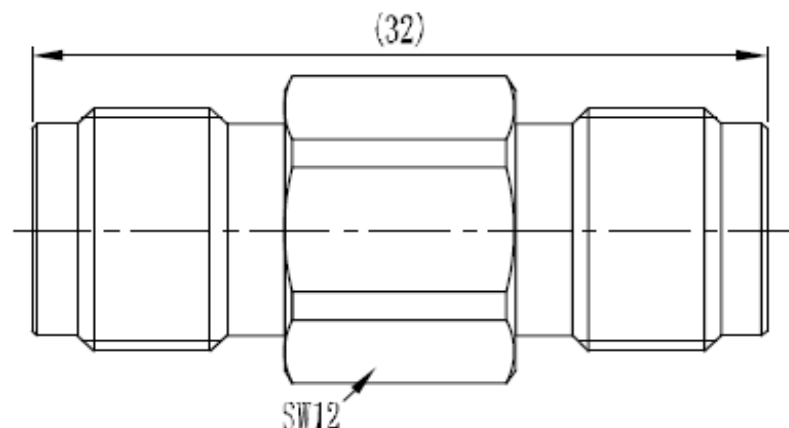
## Material Data

Connector Parts	Materials	Plating Finish
Body	Brass	Nickel or Silver
Female Pin	Beryllium Bronze or Phosphor Bronze	Gold or Silver
Insulators	PTFE	N/A

## Environmental Data

Temperature Range	-65 ~ +165°C
-------------------	--------------

## Drawing ( dimensions all into mm)



**TNC Female To Female Adaptor**

Part No.: **T55T1109-**

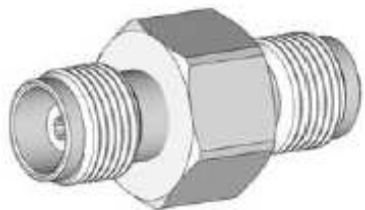
Note: We can provide other materials and plating specifications according to customers requirements

DRW:	Jason	CHKD	Wilson	MATL:	Wilson	TOLERANCE	Mason	DATE	19.12.2017	Customer:
APPD:	Schumi			FINISH	Jamy		Sheet No.	1 from 2		

[www.edcon-components.com](http://www.edcon-components.com)

email: [info@edcon-components.com](mailto:info@edcon-components.com)

# EDCON-COMPONENTS



## Ordering Informations

Serie	Impedance	Body Materials	Body Plating	Contact Pin Materials	Contact Pin Plating	Special function	ROHS	Packing			
<b>T55T1109-</b>	<b>50</b>	<b>BR</b>	<b>NI</b>	<b>BE</b>	<b>GO</b>	<b>N</b>	<b>R</b>	<b>BU</b>			

<b>50=</b> 50Ω	<b>BR=</b> Brass Material	<b>NI=</b> Nickel Plated	<b>BE=</b> Beryllium Bronze	<b>GO=</b> Gold Plated	<b>N=</b> NON Special	<b>R=</b> ROHS Conform	<b>BU=</b> Bulk Ware
		<b>SI=</b> Silver Plated	<b>PB=</b> Phosphor Bronze	<b>SI=</b> Silver Plated		<b>N=</b> NON ROHS Conform	<b>IV=</b> Individual Package

**TNC Female To Female Adaptor**

Part No.: **T55T1109-**

DRW:	Jason	CHKD	Wilson	MATL:	Wilson	TOLERANCE	Mason	DATE	19.12.2017	Customer:
APPD:	Schumi			FINISH	Jamy		Sheet No.	2 from 2		