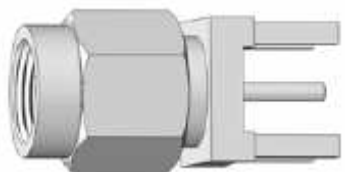


EDCON-COMPONENTS



Electric Data

Characteristic Impedance	50 Ohm
Frequency Range	0-10 GHz
Working Voltage	250 VRMS (max sea Level)
Dielectric Withstanding Voltage	750 VRMS (min sea Level)
VSWR	Straight 1.25 Max
Contact Resistance	Inner: 6milliohms (max.) Outer: 1milliohms (max.)
Insulation Resistance	1000 Megaohms (min)

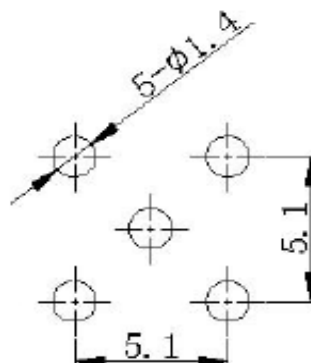
Mechanical Data

Durability Mating	500 Cycles (min)
-------------------	------------------

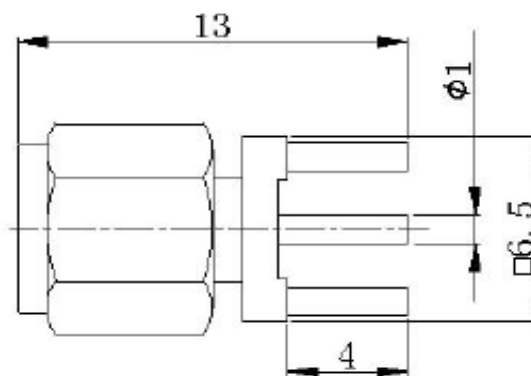
Material Data

Connector Parts	Materials	Plating Finish
Body	Brass	Gold
Female Pin	Phosphor Bronze	Gold
Insulators	PTFE	N/A

PCB Layout



Drawing (dimensions all into mm)



Environmental Data

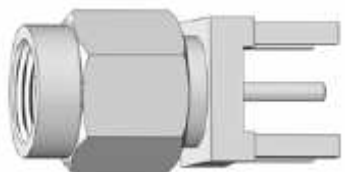
Temperature Range	-65 ~ +165°C
-------------------	--------------

Note: We can provide other materials and plating specifications according to customers requirements

DRW:	Jason	CHKD	Wilson	MATL:	Wilson	TOLERANCE	Mason	DATE	14.12.2017
APPD:	Schumi			FINISH	Jamy		Sheet No.		1 from 2

SMC Female Straight PCB Mount Type	
Part No.:	T55L1039-
Customer:	

EDCON-COMPONENTS



Ordering Informations

Serie	Impedance	Contact Pin Plating	Body Material	Body Plating	Special function	Special function	ROHS	Packing		
T55L1039-	50	G0	BR	G0	N	N	R	BU		
	50= 50Ω	G0= Gold Plated	BR= Brass Material	G0= Gold Plated	N=No Special	N=No Special	R= ROHS Conform N= NON ROHS Conform	BU= Bulk Ware IV= Individual Package		

SMC Female Straight PCB Mount Type	
Part No.:	T55L1039-
Customer:	

DRW:	Jason	CHKD	Wilson	MATL:	Wilson	TOLERANCE	Mason	DATE	14.12.2017
APPD:	Schumi			FINISH	Jamy		Sheet No.		2 from 2