


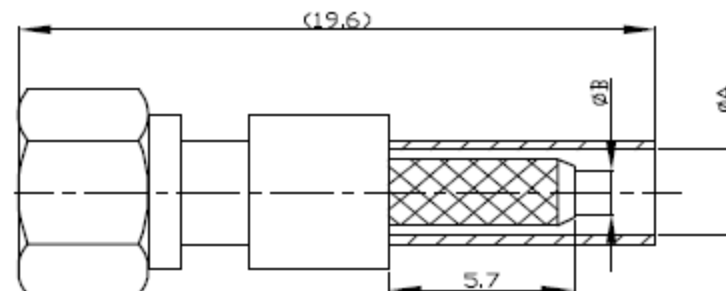
# EDCON-COMPONENTS



## Electric Data

|                                 |  |
|---------------------------------|--|
| Characteristic Impedance        | 50 Ohm   |
| Frequency Range                 | 0-10 GHz   |
| Working Voltage                 | 250 VRMS (max sea Level)                             |
| Dielectric Withstanding Voltage | 750 VRMS (min sea Level)                             |
| VSWR                            | Straight 1.25 Max                                    |
| Contact Resistance              | Inner: 6milliohms (max.)<br>Outer: 1milliohms (max.) |
| Insulation Resistance           | 1000 Megaohms (min)                                  |

## Drawing ( dimensions all into mm)



## Mechanical Data

|                   |                  |
|-------------------|------------------|
| Durability Mating | 500 Cycles (min) |
|-------------------|------------------|

## Material Data

| Connector Parts | Materials       | Plating Finish |
|-----------------|-----------------|----------------|
| Body            | Brass           | Gold           |
| Female Pin      | Phosphor Bronze | Gold           |
| Insulators      | PTFE            | N/A            |
| Ferrules        | Copper alloy    | Nickel         |

## PCB Layout

## Environmental Data

|                   |              |
|-------------------|--------------|
| Temperature Range | -65 ~ +165°C |
|-------------------|--------------|

**SMC Female Straight Crimp Type**

Part No.: **T55L1035-**


Note: We can provide other materials and plating specifications according to customers requirements

|       |        |      |        |        |        |           |           |          |            |           |
|-------|--------|------|--------|--------|--------|-----------|-----------|----------|------------|-----------|
| DRW:  | Jason  | CHKD | Wilson | MATL:  | Wilson | TOLERANCE | Mason     | DATE     | 14.12.2017 | Customer: |
| APPD: | Schumi |      |        | FINISH | Jamy   |           | Sheet No. | 1 from 2 |            |           |

[www.edcon-components.com](http://www.edcon-components.com)

email: [info@edcon-components.com](mailto:info@edcon-components.com)

# EDCON-COMPONENTS



## Ordering Informations

| Serie            | Impedance      | Contact Pin Plating    | Body Material             | Body Plating           | Special function         | Special function    | ROHS                       | Packing                       |  |  |
|------------------|----------------|------------------------|---------------------------|------------------------|--------------------------|---------------------|----------------------------|-------------------------------|--|--|
| <b>T55L1035-</b> | <b>50</b>      | <b>G0</b>              | <b>BR</b>                 | <b>G0</b>              | <b>A</b>                 | <b>N</b>            | <b>R</b>                   | <b>BU</b>                     |  |  |
|                  | <b>50= 50Ω</b> | <b>G0= Gold Plated</b> | <b>BR= Brass Material</b> | <b>G0= Gold Plated</b> | <b>A=</b><br>A=2,5/B=1,0 | <b>N=No Special</b> | <b>R= ROHS Conform</b>     | <b>BU= Bulk Ware</b>          |  |  |
|                  |                |                        |                           |                        | <b>B=</b><br>A=2,8/B=1,6 |                     | <b>N= NON ROHS Conform</b> | <b>IV= Individual Package</b> |  |  |
|                  |                |                        |                           |                        | <b>C=</b><br>A=3,1/B=1,6 |                     |                            |                               |  |  |
|                  |                |                        |                           |                        |                          |                     |                            |                               |  |  |
|                  |                |                        |                           |                        |                          |                     |                            |                               |  |  |
|                  |                |                        |                           |                        |                          |                     |                            |                               |  |  |

- A= 2/50S ( SFF-50-1, SYV-50-1, RG-178B/U, 196/U )**
- B= 2.6/50S ( SFF-50-1.5-1, RG-174/U, 188A/U, 316/U, LMR-100A )**
- C= 3/50S ( SYV-50-2-1 )**

|                                       |                  |
|---------------------------------------|------------------|
| <b>SMC Female Straight Crimp Type</b> |                  |
| Part No.:                             | <b>T55L1035-</b> |
| Customer:                             |                  |

|       |        |      |        |        |        |           |           |      |            |
|-------|--------|------|--------|--------|--------|-----------|-----------|------|------------|
| DRW:  | Jason  | CHKD | Wilson | MATL:  | Wilson | TOLERANCE | Mason     | DATE | 14.12.2017 |
| APPD: | Schumi |      |        | FINISH | Jamy   |           | Sheet No. |      | 2 from 2   |