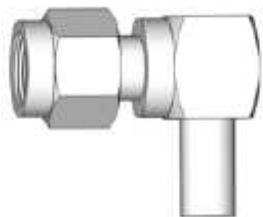


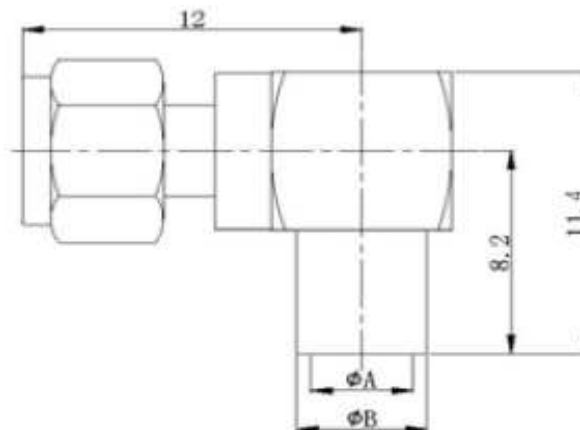
# EDCON-COMPONENTS



## Electric Data

Characteristic Impedance	50 Ohm
Frequency Range	0-10 GHz
Working Voltage	250 VRMS (max sea Level)
Dielectric Withstanding Voltage	750 VRMS (min sea Level)
VSWR	R/A 1.25 Max
Contact Resistance	Inner: 6milliohms (max.) Outer: 1milliohms (max.)
Insulation Resistance	1000 Megaohms (min)

## Drawing ( dimensions all into mm)



## Mechanical Data

Durability Mating	500 Cycles (min)
-------------------	------------------

## Material Data

Connector Parts	Materials	Plating Finish
Body	Brass	Gold
Female Pin	Phosphor Bronze	Gold
Insulators	PTFE	N/A

## PCB Layout

## Environmental Data

Temperature Range	-65 ~ +165°C
-------------------	--------------

**SMC Female R/A Solder For  
Semi-Rigid Cable**

Part No.: **T55L1031-**

Note: We can provide other materials and plating specifications according to customers requirements

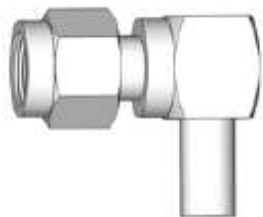
DRW:	Jason	CHKD	Wilson	MATL:	Wilson	TOLERANCE	Mason	DATE	14.12.2017
APPD:	Schumi			FINISH	Jamy		Sheet No.		1 from 2

Customer:

[www.edcon-components.com](http://www.edcon-components.com)

email: [info@edcon-components.com](mailto:info@edcon-components.com)

# EDCON-COMPONENTS



## Ordering Informations

Serie	Impedance	Contact Pin Plating	Body Material	Body Plating	Special function	Special function	ROHS	Packing		
-------	-----------	---------------------	---------------	--------------	------------------	------------------	------	---------	--	--

<b>T55L1031-</b>	<b>50</b>	<b>G0</b>	<b>BR</b>	<b>G0</b>	<b>A</b>	<b>N</b>	<b>R</b>	<b>BU</b>		
------------------	-----------	-----------	-----------	-----------	----------	----------	----------	-----------	--	--

<b>50= 50Ω</b>	<b>G0= Gold Plated</b>	<b>BR= Brass Material</b>	<b>G0= Gold Plated</b>	<b>A= A=2,2/B=3,0</b>	<b>N=No Special</b>	<b>R= ROHS Conform</b>	<b>BU= Bulk Ware</b>		
----------------	------------------------	---------------------------	------------------------	-----------------------	---------------------	------------------------	----------------------	--	--

				<b>B= A=3,6/B=4,6</b>		<b>N= NON ROHS Conform</b>	<b>IV= Individual Package</b>		
--	--	--	--	-----------------------	--	----------------------------	-------------------------------	--	--

**A= 085 ( SFT-50-2-1, SM86, RG-405/U )**  
**B= 141 ( SFT-50-3-1, SM141, RG-402/U )**

**SMC Female R/A Solder For Semi-Rigid Cable**

Part No.: **T55L1031-**

DRW:	Jason	CHKD	Wilson	MATL:	Wilson	TOLERANCE	Mason	DATE	14.12.2017
APPD:	Schumi			FINISH	Jamy		Sheet No.		2 from 2

Customer: