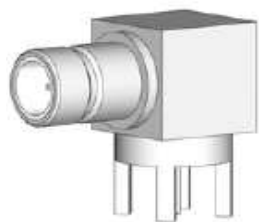


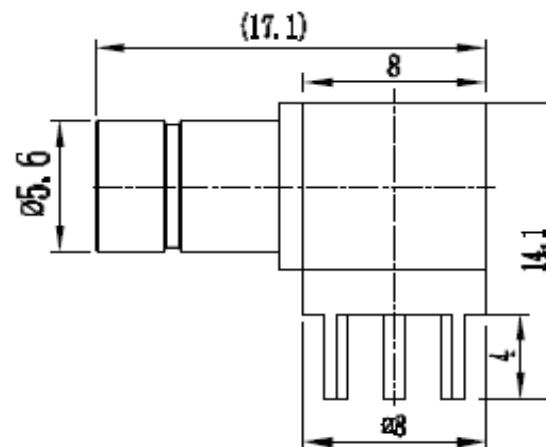
# EDCON-COMPONENTS



## Electric Data

Characteristic Impedance	75 Ohm
Frequency Range	0-2 GHz(75Ω)
Working Voltage	250 VRMS (max sea Level)
Dielectric Withstanding Voltage	750 VRMS (min sea Level)
VSWR	1.34 Max
Contact Resistance	Inner: 6milliohms (max.) Outer: 1milliohms (max.)
Insulation Resistance	1000 Megaohms (min)

## Drawing ( dimensions all into mm)



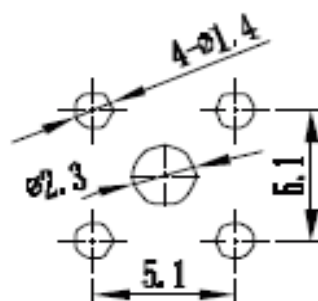
## Mechanical Data

Durability Mating	500 Cycles (min)
-------------------	------------------

## Material Data

Connector Parts	Materials	Plating Finish
Body	Brass	Gold
Male Pin	Brass	Gold
Insulators	PTFE	N/A

## PCB Layout



## Environmental Data

Temperature Range	-65 ~ +165°C
-------------------	--------------

**SMB 75ohm Female R/A PCB Mount Type**

Part No.: **T55K1071-**

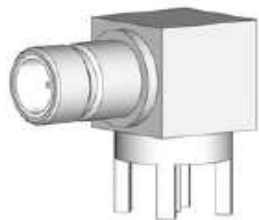
Note: We can provide other materials and plating specifications according to customers requirements

DRW:	Jason	CHKD	Wilson	MATL:	Wilson	TOLERANCE	Mason	DATE	14.12.2017
APPD:	Schumi			FINISH	Jamy		Sheet No.		1 from 2

Customer:  
email: [info@edcon-components.com](mailto:info@edcon-components.com)

[www.edcon-components.com](http://www.edcon-components.com)

# EDCON-COMPONENTS



## Ordering Informations

Serie	Impedance	Contact Pin Plating	Body Material	Body Plating	Special function	Special function	ROHS	Packing		
<b>T55K1071-</b>	<b>75</b>	<b>G0</b>	<b>BR</b>	<b>G0</b>	<b>N</b>	<b>N</b>	<b>R</b>	<b>BU</b>		
	<b>75= 75Ω</b>	<b>G0= Gold Plated</b>	<b>BR= Brass Material</b>	<b>G0= Gold Plated</b>	<b>N=No Special</b>	<b>N=No Special</b>	<b>R= ROHS Conform</b> <b>N= NON ROHS Conform</b>	<b>BU= Bulk Ware</b> <b>IV= Individual Package</b>		

<b>SMB 75ohm Female R/A PCB Mount Type</b>	
Part No.:	<b>T55K1071-</b>
Customer:	

DRW:	Jason	CHKD	Wilson	MATL:	Wilson	TOLERANCE	Mason	DATE	14.12.2017
APPD:	Schumi			FINISH	Jamy		Sheet No.		2 from 2