

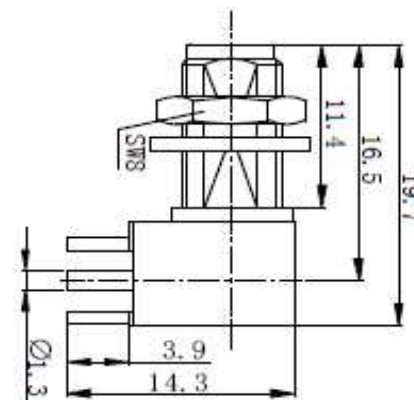
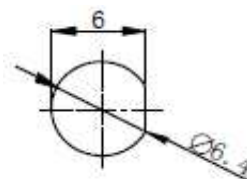
EDCON-COMPONENTS



Electric Data

Characteristic Impedance	50 Ohm
Frequency Range	DC-18GHz
Working Voltage	335VRMS (max sea Level)
Dielectric Withstanding Voltage	1000VRMS (min sea Level)
VSWR	R/A : 1.3
Contact Resistance	Inner: 3milliohms (max.) Outer: 2milliohms (max.)
Insulation Resistance	5000 Megaohms (min)

Drawing (dimensions all into mm)



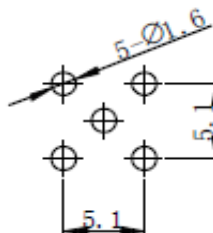
Mechanical Data

Durability Mating	500 Cycles (min)
-------------------	------------------

Material Data

Connector Parts	Materials	Plating Finish
Body	Brass or SS	Gold or Request
Female Pin	Phosphor Bronze	Gold
Insulators	PTFE	N/A

PCB Layout



Environmental Data

Temperature Range	-65 ~ +165°C
-------------------	--------------

SMA Female R/A Bulkhead PCB Mount Type

Part No.: **T55J1099-**

Note: We can provide other materials and plating specifications according to customers requirements

DRW:	Jason	CHKD	Wilson	MATL:	Wilson	TOLERANCE	Mason	DATE	14.12.2017
APPD:	Schumi			FINISH	Jamy		Sheet No.		1 from 2

Customer:

www.edcon-components.com

email: info@edcon-components.com

EDCON-COMPONENTS



Ordering Informations

Serie	Impedance	Contact Pin Plating	Body Material	Body Plating	Special function	Special function	ROHS	Packing		
T55J1099-	50	G0	BR	G0	N	N	R	BU		
	50= 50Ω	G0= Gold Plated	BR= Brass Material SS= Stainless Steel	G0= Gold Plated	N= Special	N= Special	R= ROHS Conform N= NON ROHS Conform	BU= Bulk Ware IV= Individual Package		

SMA Female R/A Bulkhead PCB Mount Type

Part No.: **T55J1099-**

DRW:	Jason	CHKD	Wilson	MATL:	Wilson	TOLERANCE	Mason	DATE	14.12.2017
APPD:	Schumi			FINISH	Jamy		Sheet No.		2 from 2

Customer: