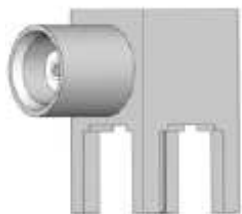


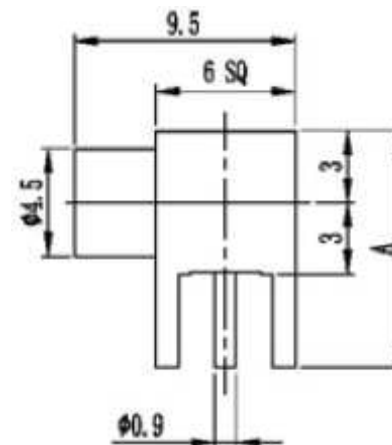
EDCON-COMPONENTS



Electric Data

Characteristic Impedance	50 Ohm
Frequency Range	0~6 GHz
Working Voltage	335 VRMS (max sea Level)
Dielectric Withstanding Voltage	1000 VRMS (min sea Level)
VSWR	R/A: 1.5 (Max)
Contact Resistance	Inner: 5 milliohms (max.) Outer: 2,5 milliohms (max.)
Insulation Resistance	1000 Megaohms (min)

Drawing (dimensions all into mm)



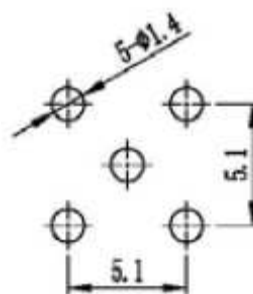
Mechanical Data

Engagement Force	3.4 lbs. Max
Disengagement Force	4.5 lbs. Max
Center Contact Retention Force	4.0 lbs. Max
Durability Mating	500 Cycles Min

Material Data

Connector Parts	Materials	Plating Finish
Body, Metal Fittings	Brass	Gold
Center Conductors	CuBe	Gold
Insulators	PTFE	N/A

PCB Layout



Environmental Data

Temperature Range	-.65 ~ +165°C
-------------------	---------------

Note: We can provide other materials and plating specifications according to customers requirements

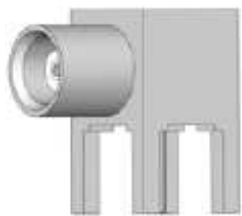
DRW:	Jason	CHKD	Wilson	MATL:	Wilson	TOLERANCE	Mason	DATE	18.12.2017
APPD:	Schumi			FINISH	Jamy		Sheet No.		1 from 2

**MCX Right Angle Female For
Printed Board Circuits**

Part No.: **T55H1030-**

Customer:

EDCON-COMPONENTS



Ordering Informations

Serie	Impedance	Body Materials	Body Plating	Center Co.Materials	Center Cond.Plating	Special Function	Special Function	ROHS	Packing		
T55H1030-	50	BR	GO	CB	GO	N	N	R	BU		

50= 50Ω	BR= Brass Material	GO= Gold Plated	CB=CuBe Material	GO= Gold Plated	N= NON Function	N=NON Function	R= ROHS Conform	BU= Bulk Ware
							N= NON ROHS Conform	IV= Individual Package

MCX Right Angle Female For Printed Board Circuits

Part No.: **T55H1030-**

DRW:	Jason	CHKD	Wilson	MATL:	Wilson	TOLERANCE	Mason	DATE	18.12.2017	Customer:
APPD:	Schumi			FINISH	Jamy		Sheet No.	2 from 2		