


EDCON-COMPONENTS



Electric Data

Characteristic Impedance	50 Ohm
Frequency Range	0~6 GHz
Working Voltage	170 VRMS (max sea Level)
Dielectric Withstanding Voltage	500 VRMS (min sea Level)
VSWR	Straight: 1.3 (Max)
Contact Resistance	Inner: 5 milliohms (max.) Outer: 2,5 milliohms (max.)
Insulation Resistance	1000 Megaohms (min)

Mechanical Data

Engagement Force	3.4 lbs. Max
Disengagement Force	1.4 lbs~ 3.4 lbs
Center Contact Retention Force	2.3 lbs. Min
Durability Mating	500 Cycles Min

Material Data

Connector Parts	Materials	Plating Finish
Body, Metal Fittings	Brass	Gold
Center Conductors	Brass	Gold
Insulators	PTFE	N/A

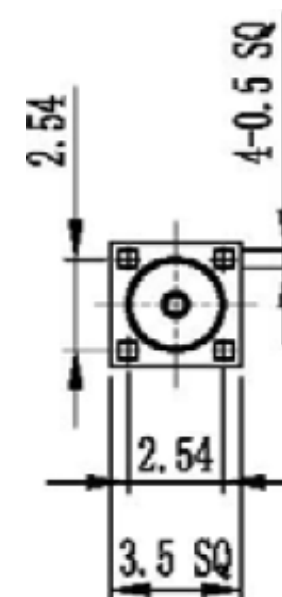
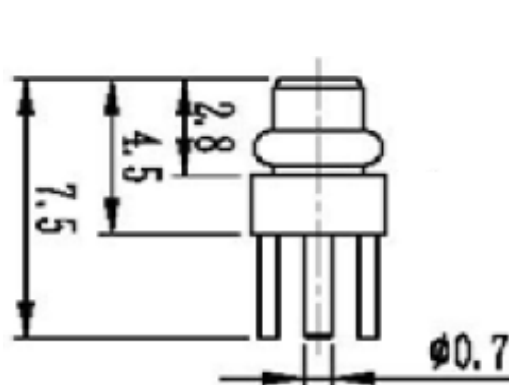
Environmental Data

Temperature Range	-40 ~ +90°C
-------------------	-------------

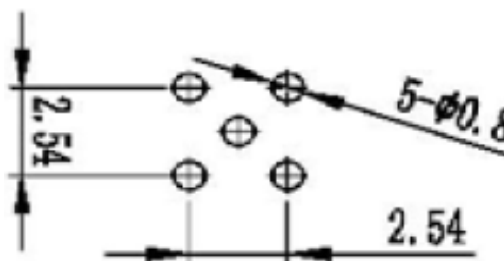
Note: We can provide other materials and plating specifications according to customers requirements

DRW:	Jason	CHKD	Wilson	MATL:	Wilson	TOLERANCE	Mason	DATE	18.12.2017
APPD:	Schumi			FINISH	Jamy		Sheet No.	1 from 2	Customer:

Drawing (dimensions all into mm)



PCB Layout



MMCX Straight Male For Printed Circuits Board

Part No.: **T55G1010-**

EDCON-COMPONENTS



Ordering Informations

Serie	Impedance	Body Materials	Body Plating	Center Co.Materials	Center Cond.Plating	Special Function	Special Function	ROHS	Packing		
T55G1010-	50	BR	GO	BR	GO	N	N	R	BU		

50= 50Ω	BR= Brass Material	GO= Gold Plated	BR=Brass Material	G0= Gold Plated	N= NON Function	N=NON Function	R= ROHS Conform	BU= Bulk Ware
							N= NON ROHS Conform	IV= Individual Package

Cable Category	Notes
----------------	-------

MMCX Straight Male For Printed Circuits Board	
Part No.:	T55G1010-
Customer:	

DRW:	Jason	CHKD	Wilson	MATL:	Wilson	TOLERANCE	Mason	DATE	18.12.2017
APPD:	Schumi			FINISH	Jamy		Sheet No.		2 from 2