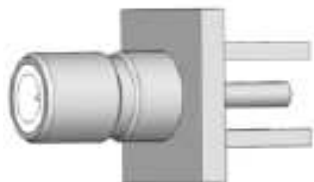


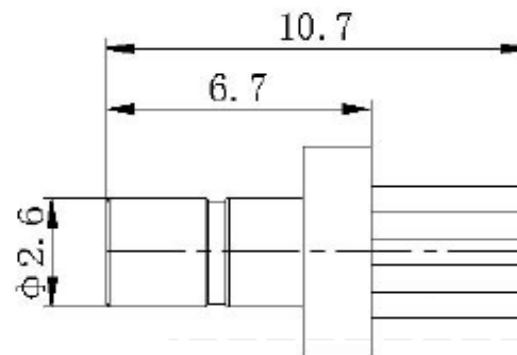
EDCON-COMPONENTS



Electric Data

Characteristic Impedance	50 Ohm
Frequency Range	0-3 GHz
Working Voltage	250 VRMS (max sea Level)
Dielectric Withstanding Voltage	500 VRMS (min sea Level)
VSWR	Straight: 1.22 0-1 (GHz) 1.35 1-3 (GHz)
Contact Resistance	Inner: 5 milliohms (max.) Outer: 2,5 milliohms (max.)
Insulation Resistance	1000 Megaohms (min)

Drawing (dimensions all into mm)



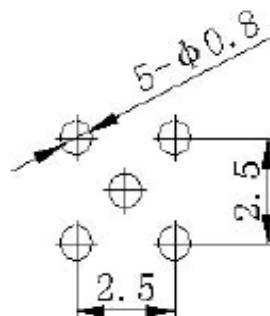
Mechanical Data

Durability Mating	500 Cycles (min)
-------------------	------------------

Material Data

Connector Parts	Materials	Plating Finish
Body	Brass	Gold
Male Pin	Brass	Gold
Insulators	PTFE	N/A

PCB Layout



Environmental Data

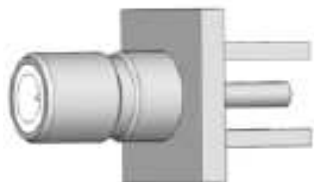
Temperature Range	-.55 ~ +155°C
-------------------	---------------

Note: We can provide other materials and plating specifications according to customers requirements

DRW:	Jason	CHKD	Wilson	MATL:	Wilson	TOLERANCE	Mason	DATE	18.12.2017
APPD:	Schumi			FINISH	Jamy		Sheet No.		1 from 2

SSMB Female Straight PCB Mount Type	
Part No.:	T55E1016-
Customer:	

EDCON-COMPONENTS



Ordering Informations

Serie	Impedance	Body Materials	Body Plating	Contact Pin Materials	Contact Pin Plating	Special Function	Special Function	ROHS	Packing		
T55E1016-	50	BR	GO	BR	GO	N	N	R	BU		

50= 50Ω	BR= Brass Material	GO= Gold Plated	BR= Brass Material	GO= Gold Plated	N= NON Function	N= NON Function	R= ROHS Conform	BU= Bulk Ware
							N= NON ROHS Conform	IV= Individual Package

Cable Category	Notes

SSMB Female Straight PCB Mount Type
Part No.: T55E1016-
Customer:

DRW:	Jason	CHKD	Wilson	MATL:	Wilson	TOLERANCE	Mason	DATE	18.12.2017
APPD:	Schumi			FINISH	Jamy		Sheet No.		2 from 2