


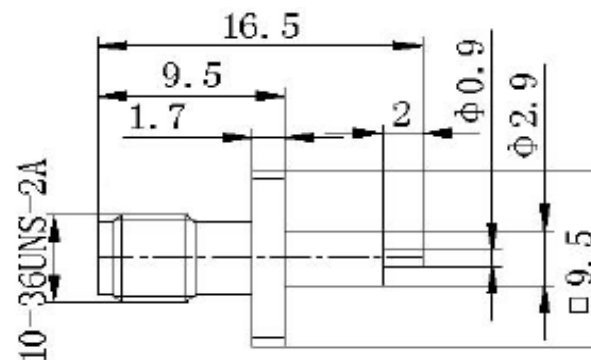
EDCON-COMPONENTS



Electric Data

Characteristic Impedance	50 Ohm
Frequency Range	0-35 GHz
Working Voltage	250 VRMS (max sea Level)
Dielectric Withstanding Voltage	750 VRMS (min sea Level)
VSWR	1.07+ 0.1F (GHz)
Contact Resistance	Inner: 4 milliohms (max.) Outer: 2,5 milliohms (max.)
Insulation Resistance	1000 Megaohms (min)

Drawing (dimensions all into mm)



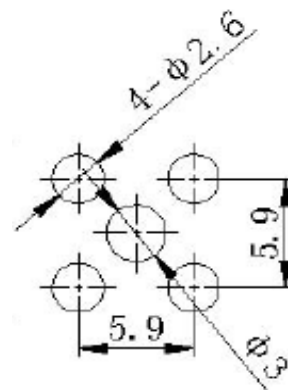
Mechanical Data

Durability Mating	500 Cycles (min)
-------------------	------------------

Material Data

Connector Parts	Materials	Plating Finish
Body	Brass	Gold
Female Pin	Beryllium Bronze / Phosphor Bronze	Gold
Insulators	PTFE	N/A

PCB Layout



Environmental Data

Temperature Range	-.55 ~ +155°C
-------------------	---------------

Note: We can provide other materials and plating specifications according to customers requirements


DRW:	Jason	CHKD	Wilson	MATL:	Wilson	TOLERANCE	Mason	DATE	18.12.2017
APPD:	Schumi			FINISH	Jamy		Sheet No.		1 from 2

SSMA Female Flange Mount 4 Holes Solder Pot Terminal

Part No.: **T55D1010-**

Customer:

EDCON-COMPONENTS



Ordering Informations

Serie	Impedance	Body Materials	Body Plating	Contact Pin Materials	Contact Pin Plating	Special Function	ROHS	Packing			
T55D1010-	50	BR	GO	BE	GO	N	R	BU			

50= 50Ω	BR= Brass Material	GO= Gold Plated	BE= Beryllium Bronze	GO= Gold Plated	N= NON Special	R= ROHS Conform	BU= Bulk Ware
			PB= Phosphor Bronze			N= NON ROHS Conform	IV= Individual Package

Cable Category	Notes

SSMA Female Flange Mount 4 Holes Solder Pot Terminal	
Part No.:	T55D1010-
Customer:	

DRW:	Jason	CHKD	Wilson	MATL:	Wilson	TOLERANCE	Mason	DATE	18.12.2017
APPD:	Schumi			FINISH	Jamy		Sheet No.		2 from 2