


EDCON-COMPONENTS



Electric Data

Characteristic Impedance	50 Ohm
Frequency Range	0-35 GHz
Working Voltage	250 VRMS (max sea Level)
Dielectric Withstanding Voltage	750 VRMS (min sea Level)
VSWR	1.07+ 0.1F (GHz)
Contact Resistance	Inner: 4 milliohms (max.) Outer: 2,5 milliohms (max.)
Insulation Resistance	1000 Megaohms (min)

Mechanical Data

Durability Mating	500 Cycles (min)
-------------------	------------------

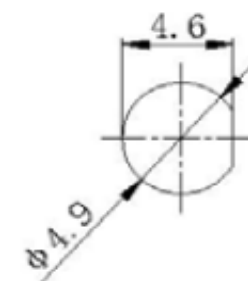
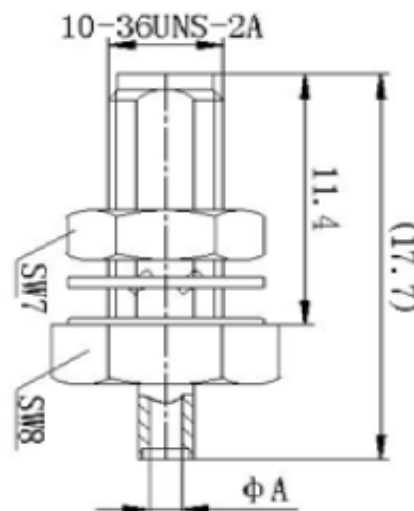
Material Data

Connector Parts	Materials	Plating Finish
Body	Brass	Gold
Female Pin	Beryllium Bronze / Phosphor Bronze	Gold
Insulators	PTFE	N/A

Environmental Data

Temperature Range	-.55 ~ +155°C
-------------------	---------------

Drawing (dimensions all into mm)



**SSMA Female Bulkhead Solder
For Semi-Rigid Cable**

Part No.: **T55D1009-**

Note: We can provide other materials and plating specifications according to customers requirements


DRW:	Jason	CHKD	Wilson	MATL:	Wilson	TOLERANCE	Mason	DATE	18.12.2017
APPD:	Schumi			FINISH	Jamy		Sheet No.		1 from 2

Customer:

www.edcon-components.com

email: info@edcon-components.com

EDCON-COMPONENTS



Ordering Informations

Serie	Impedance	Body Materials	Body Plating	Contact Pin Materials	Contact Pin Plating	Cable Category	ROHS	Packing			
T55D1009-	50	BR	GO	BE	GO	A	R	BU			

50= 50Ω	BR= Brass Material	GO= Gold Plated	BE= Beryllium Bronze	GO= Gold Plated	A	R= ROHS Conform	BU= Bulk Ware
			PB= Phosphor Bronze		B	N= NON ROHS Conform	IV= Individual Package

Cable Category	Notes
A= 047	A=1,2
B= 085 (SFT-50-2-1, SM86, RG-405/U)	A=2,2

SSMA Female Bulkhead Solder For Semi-Rigid Cable

Part No.: **T55D1009-**

DRW:	Jason	CHKD	Wilson	MATL:	Wilson	TOLERANCE	Mason	DATE	18.12.2017	Customer:
APPD:	Schumi			FINISH	Jamy		Sheet No.	2 from 2		