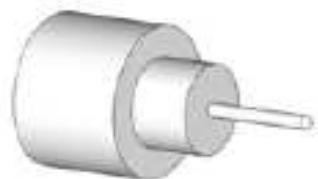


EDCON-COMPONENTS



Electric Data

Characteristic Impedance	50 Ohm
Frequency Range	0-40 GHz
Working Voltage	335 VRMS (max sea Level)
Dielectric Withstanding Voltage	500 VRMS (min sea Level)
	1.10,0 23GHz
VSWR	1.15,23 26Ghz
	1.40,26 40Ghz
Contact Resistance	Inner: 6 milliohms (max.)
	Outer: 2 milliohms (max.)
Insulation Resistance	5000 Megaohms (min)

Mechanical Data

Durability Mating	100 Cycles (min)
-------------------	------------------

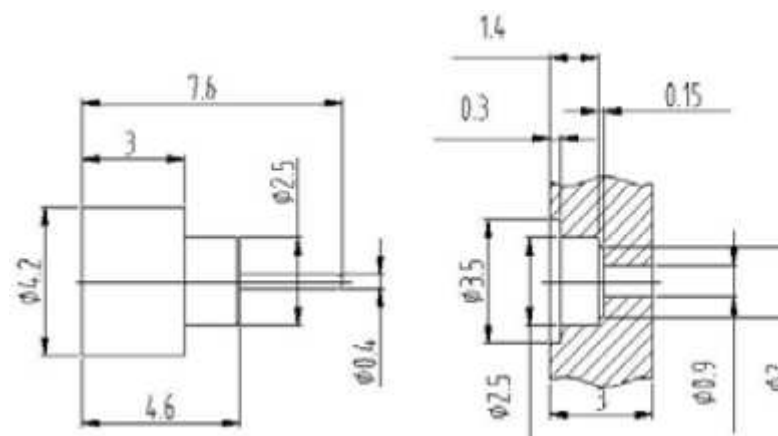
Material Data

Connector Parts	Materials	Plating Finish
Body	Brass / Beryllium Bronze	Gold
Male Pin	Beryllium Bronze or Phosphor Bronze	Gold
Insulators	PTFE	N/A
Seal	Sintered glass	N/A

Environmental Data

Temperature Range	-65 ~ +165°C
-------------------	--------------

Drawing (dimensions all into mm)



**SMP Male Hermetic Seal
Installation Connector**

Part No.: **T55B1014-**

Note: We can provide other materials and plating specifications according to customers requirements


DRW:	Jason	CHKD	Wilson	MATL:	Wilson	TOLERANCE	Mason	DATE	19.12.2017
APPD:	Schumi			FINISH	Jamy		Sheet No.		1 from 2

Customer:

www.edcon-components.com

email: info@edcon-components.com

EDCON-COMPONENTS



Ordering Informations

Serie	Impedance	Body Materials	Body Plating	Contact Pin Materials	Contact Pin Plating	Special function	ROHS	Packing			
T55B1014-	50	BR	GO	BE	GO	N	R	BU			

50= 50Ω	BR= Brass Material	GO= Gold Plated	BE= Beryllium Bronze	GO= Gold Plated	N= NON Special	R= ROHS Conform	BU= Bulk Ware
	BE= Beryllium Bronze Material		PB= Phosphor Bronze			N= NON ROHS Conform	IV= Individual Package

SMP Male Hermetic Seal Installation Connector

Part No.: **T55B1014-**

DRW:	Jason	CHKD	Wilson	MATL:	Wilson	TOLERANCE	Mason	DATE	19.12.2017	Customer:
APPD:	Schumi			FINISH	Jamy		Sheet No.	2 from 2		

www.edcon-components.com

email: info@edcon-components.com