

DISCRIPTION

FEATURES

Low Profile, Low RDC, High current
Magnetically shielded structure that ensures the high density mounting configurations
Flat bottem structure ensures, reliable mounting
Provided in embossed carrier tape packaging for use with automatic mounting machines

OPTIONS

Tape & Reel is Standard (2000PCS)
Bulk Packing Available for smaller quantities
Tolerance: N=30% / M=20% / K=10%
Standard Tol.= 30%

APPLICATIONS

DC-DC Converter
DSC
PDA
Mobile Hand-Phone
Step-down Converters
Flash Memory

PHYSICAL CHARACTERISTICS

- Inductance tested at 100 KHz, 1,0 Vrms, 0 Adc at 4284A (HP) LCR meter or equivalent.
- Isat : DC current at which the inductance drops 10% (typ) from its value without current.
- Irms : Average current for 15°C temperature rise from 25°C ambient.
- Operating temperature range -55°C ~ +125°C.
- Ambient temperature range: -40°C ~ +75°C
- Storage temperature: (on tape &reel) -20°C to +40°C; 75% RH max.
- Electrical specifications at 25°C.

ELECTRICAL SPECIFICATIONS

| Properties | Test conditions | | Value | Unit | Tol. |
|--------------------|-----------------|-------------|------------|----------|------------|
| Inductance | | L | 1,2 | μ H | look Order |
| Marking on item | | | 1R2 | | |
| DC-resistance | | | 0,053 | Ω | max. |
| | | | | | |
| Test-Freq. | | | 100KHZ, 1V | KHz | |
| Rated Current | | Isat | 2100 | mA | typ. |
| Rated Current | | Isat | 1890 | mA | max. |
| Saturation Current | | Irms | 2350 | mA | typ. |
| Saturation Current | | Irms | 2110 | mA | max. |


1. This electronic component is meant to be used in general electronic equipment. Before the incorporation of this component into any equipment with higher and more reliable requirements such as aviation, aerospace, submarine, nuclear control, transportation, transportation signal, disaster prevention, medical, public information network, etc. or if there is a possibility of injuries or damages to the human body, Edcon –Components must be informed before the stage of design-in. Evaluation checks for safety have to be performed on each electronic components used in electrical circuits that require high safety and reliability functions.

**SMT Shielded
Power Inductor**

Part No.: **S67014-1R2**

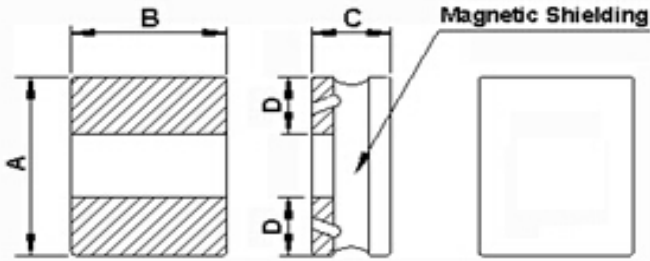
Customer:

| | | | | | | | |
|-------|-------|------|-------|--------|---------|-------|------------|
| DRW: | Chang | CHKD | Young | MATL: | Chu Chi | DATE | 18.03.2016 |
| APPD: | Pong | | | FINISH | Vienna | Sheet | 1 from 2 |



TECHNICAL INFORMATIONS

Dimensions (mm)



| | |
|----------|-------------|
| A | 2,5 ±0,25mm |
| B | 2,0 ±0,25mm |
| C | 1,2 ±0,05mm |
| D | 0,8typ. mm |

Ordering Information

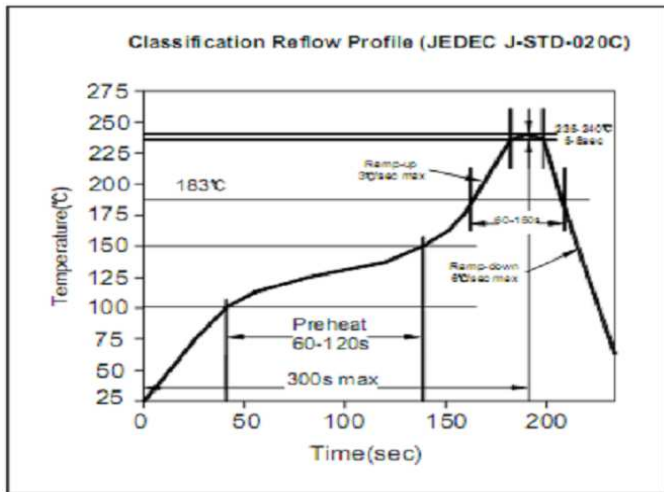
| |
|------------------------|
| Serie and Range |
| S67014-1R2 |

| | | |
|------------------|-------------|----------------|
| Tolerance | ROHS | Packing |
| N | R | TR |

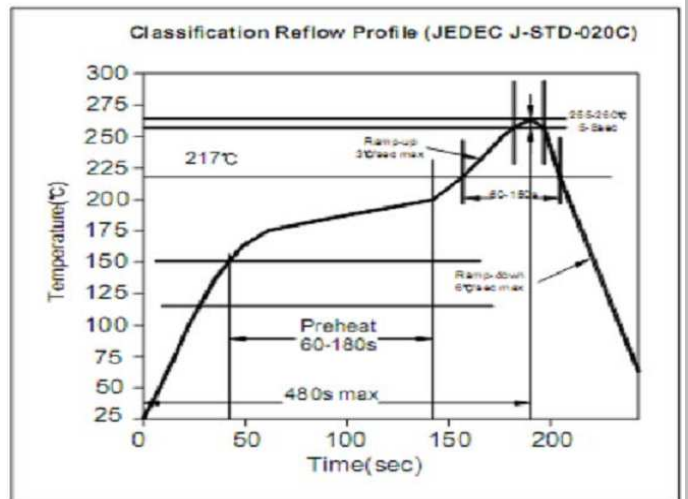
| | | |
|----------------|---------------------|-----------------------|
| N = 30% | R = ROHS | BU = Bulk Ware |
| M = 20% | N = Non ROHS | TR = Tape Reel |
| K = 10% | | |

2000PCS

**Soldering Profile for Lead Free Soldering
235-240°C**



**Soldering Profile for Lead Free Soldering
255-260°C**



1. This electronic component is meant to be used in general electronic equipment. Before the incorporation of this component into any equipment with higher and more reliable requirements such as aviation, aerospace, submarine, nuclear control, transportation, transportation signal, disaster prevention, medical, public information network, etc. or if there is a possibility of injuries or damages to the human body, Edcon-Components must be informed before the stage of design-in. Evaluation checks for safety have to be performed on each electronic components used in electrical circuits that require high safety and reliability functions.

**SMT Shielded
Power Inductor**

Part No.: **S67014-1R2**

Customer:

| | | | | | | | |
|-------|-------|------|-------|--------|---------|-------|------------|
| DRW: | Chang | CHKD | Young | MATL: | Chu Chi | DATE | 18.03.2016 |
| APPD: | Pong | | | FINISH | Vienna | Sheet | 2 from 2 |