



DISCRIPTION

FEATURES

Low Profile, Low RDC, High current
Magnetically shielded structure that ensures the high density mounting configurations
Flat bottom structure ensures, reliable mounting
Provided in embossed carrier tape packaging for use with automatic mounting machines

OPTIONS

Tape & Reel is Standard (2000PCS)
Bulk Packing Available for smaller quantities
Tolerance: N=30% / M=20% / K=10%
Standard Tol.= 30%

APPLICATIONS

DC-DC Converter
DSC
PDA
Mobile Hand-Phone
Step-down Converters
Flash Memory

PHYSICAL CHARACTERISTICS

- Inductance tested at 100 KHz, 1,0 Vrms, 0 Adc at 4284A (HP) LCR meter or equivalent.
- Isat : DC current at which the inductance drops 10% (typ) from its value without current.
- Irms : Average current for 15°C temperature rise from 25°C ambient.
- Operating temperature range -55°C ~ +125°C.
- Ambient temperature range: -40°C ~ +75°C
- Storage temperature: (on tape & reel) -20°C to +40°C; 75% RH max.
- Electrical specifications at 25°C.

ELECTRICAL SPECIFICATIONS

Properties	Test conditions		Value	Unit	Tol.
Inductance		L	68	μ H	look Order
Marking on item			680		
DC-resistance			0,330	Ω	max.
Test-Freq.			100KHZ, 1V	KHz	
Rated Current		Isat	1600	mA	typ.
Rated Current		Isat	1440	mA	max.
Saturation Current		Irms	1000	mA	typ.
Saturation Current		Irms	900	mA	max.

1. This electronic component is meant to be used in general electronic equipment. Before the incorporation of this component into any equipment with higher and more reliable requirements such as aviation, aerospace, submarine, nuclear control, transportation, transportation signal, disaster prevention, medical, public information network, etc. or if there is a possibility of injuries or damages to the human body, Edcon -Components must be informed before the stage of design-in. Evaluation checks for safety have to be performed on each electronic components used in electrical circuits that require high safety and reliability functions.

**SMT Shielded
Power Inductor**

Part No.: **S67011-68R**

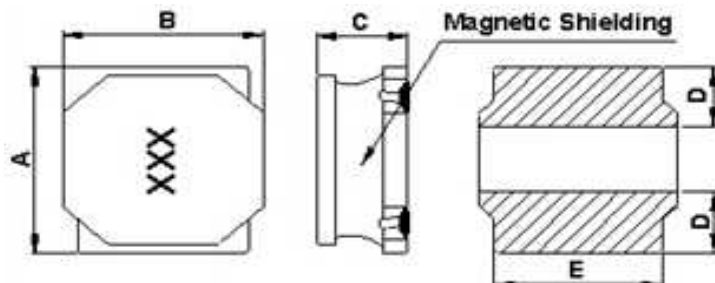
Customer:

DRW:	Chang	CHKD	Young	MATL:	Chu Chi	DATE	18.03.2016
APPD:	Pong			FINISH	Vienna	Sheet	1 from 2



TECHNICAL INFORMATION

Dimensions (mm)

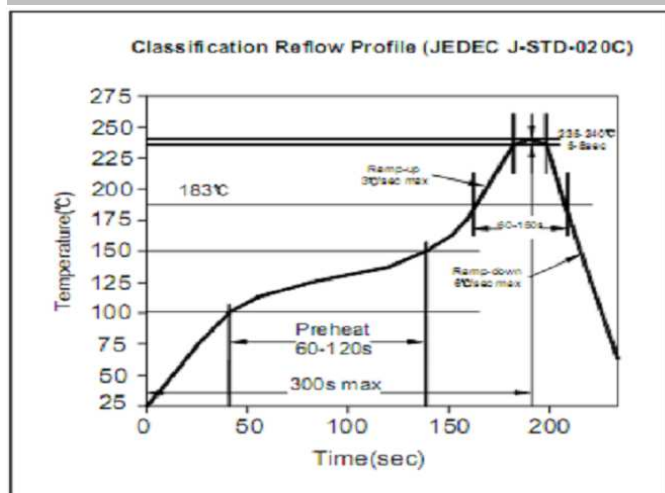


A	6,0 ±0,2mm
B	6,0 ±0,2mm
C	4,5 ±0,2mm
D	1,6 typ. mm
E	5,7 typ. mm

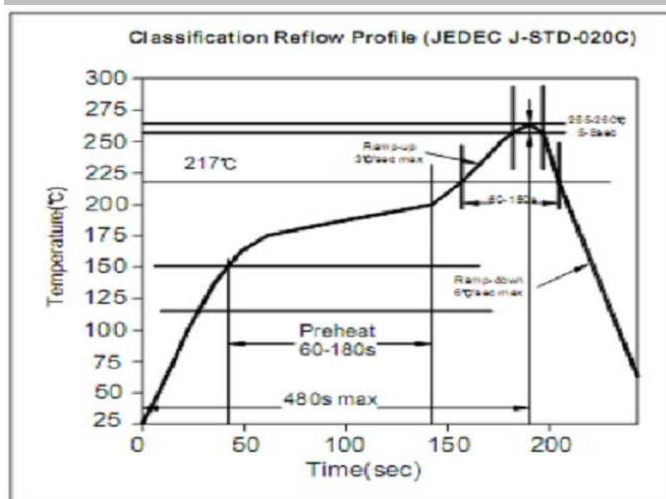
Ordering Information

Serie and Range	Tolerance	ROHS	Packing
S67011-68R	N	R	TR
	N = 30%	R = ROHS	BU = Bulk Ware
	M = 20%	N = Non ROHS	TR = Tape Reel
	K = 10%		

Soldering Profile for Lead Free Soldering 235-240°C



Soldering Profile for Lead Free Soldering 255-260°C



1. This electronic component is meant to be used in general electronic equipment. Before the incorporation of this component into any equipment with higher and more reliable requirements such as aviation, aerospace, submarine, nuclear control, transportation, transportation signal, disaster prevention, medical, public information network, etc. or if there is a possibility of injuries or damages to the human body, Edcon-Components must be informed before the stage of design-in. Evaluation checks for safety have to be performed on each electronic components used in electrical circuits that require high safety and reliability functions.

SMT Shielded Power Inductor

Part No.: **S67011-68R**

Customer:

DRW:	Chang	CHKD	Young	MATL:	Chu Chi	DATE	18.03.2016
APPD:	Pong			FINISH	Vienna	Sheet	2 from 2