



## DISCRIPTION

### FEATURES

Low Profile, Low RDC, High current  
 Magnetically shielded structure that ensures the high density mounting configurations  
 Flat bottom structure ensures, reliable mounting  
 Provided in embossed carrier tape packaging for use with automatic mounting machines

### OPTIONS

Tape & Reel is Standard (2000PCS)  
 Bulk Packing Available for smaller quantities  
 Tolerance: N=30% / M=20% / K=10%  
 Standard Tol.= 30%

### APPLICATIONS

DC-DC Converter  
 DSC  
 PDA  
 Mobile Hand-Phone  
 Step-down Converters  
 Flash Memory

## PHYSICAL CHARACTERISTICS

- Inductance tested at 100 KHz, 1,0 Vrms, 0 Adc at 4284A (HP) LCR meter or equivalent.
- Isat : DC current at which the inductance drops 10% (typ) from its value without current.
- Irms : Average current for 15°C temperature rise from 25°C ambient.
- Operating temperature range -55°C ~ +125°C.
- Ambient temperature range: -40°C ~ +75°C
- Storage temperature: (on tape & reel) -20°C to +40°C; 75% RH max.
- Electrical specifications at 25°C.

## ELECTRICAL SPECIFICATIONS

Properties	Test conditions		Value	Unit	Tol.
Inductance		<b>L</b>	3,3	<b>μH</b>	<b>look Order</b>
Marking on item			3R3		
DC-resistance		<b>DCR typ.</b>	0,13	<b>Ω</b>	<b>typ.</b>
Test-Freq.			100KHZ, 1V	<b>KHz</b>	
Rated Current		<b>Isat</b>	1840	<b>mA</b>	<b>typ.</b>
Rated Current		<b>Isat</b>	1650	<b>mA</b>	<b>max.</b>
Saturation Current		<b>Irms</b>	1800	<b>mA</b>	<b>typ.</b>
Saturation Current		<b>Irms</b>	1620	<b>mA</b>	<b>max.</b>

1. This electronic component is meant to be used in general electronic equipment. Before the incorporation of this component into any equipment with higher and more reliable requirements such as aviation, aerospace, submarine, nuclear control, transportation, transportation signal, disaster prevention, medical, public information network, etc. or if there is a possibility of injuries or damages to the human body, Edcon -Components must be informed before the stage of design-in. Evaluation checks for safety have to be performed on each electronic components used in electrical circuits that require high safety and reliability functions.

**SMT Shielded  
Power Inductor**

Part No.: **S67002-3R3**

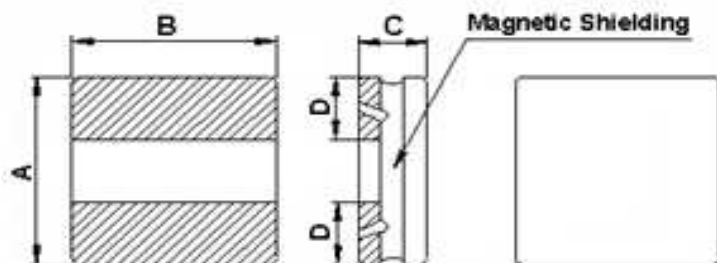
Customer:

DRW:	Chang	CHKD	Young	MATL:	Chu Chi	DATE	18.03.2016
APPD:	Pong			FINISH	Vienna	Sheet	1 from 2



## TECHNICAL INFORMATION

### Dimensions ( mm )

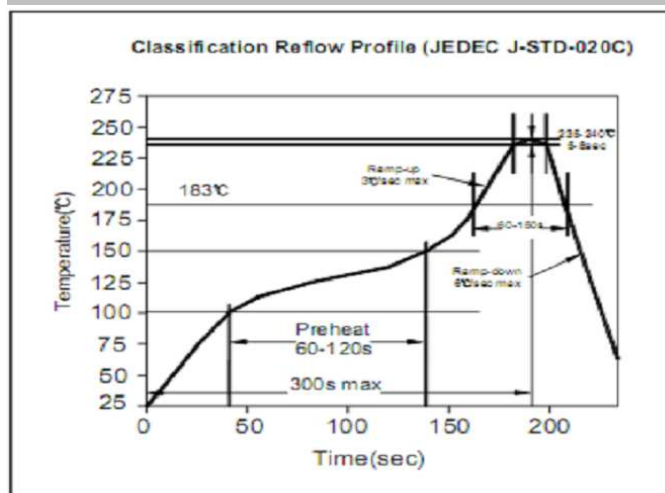


<b>A</b>	3,0 ±0,2mm
<b>B</b>	3,0 ±0,2mm
<b>C</b>	1,2 max. mm
<b>D</b>	1,0 typ. mm

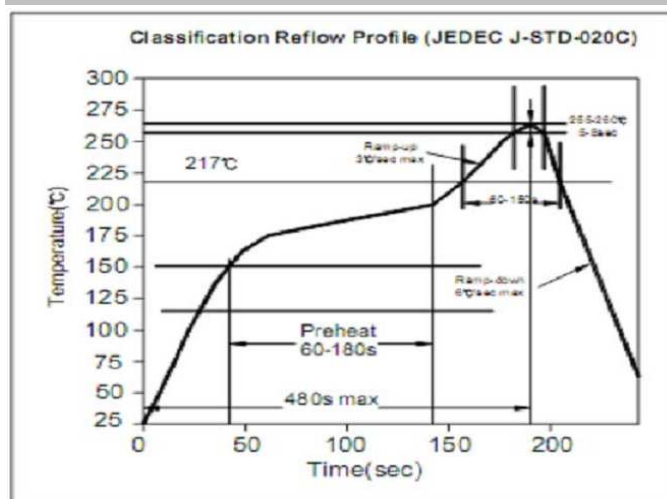
### Ordering Information

Serie and Range	Tolerance	ROHS	Packing
<b>S67002-3R3</b>	<b>N</b>	<b>R</b>	<b>TR</b>
	<b>N = 30%</b>	<b>R = ROHS</b>	<b>BU = Bulk Ware</b>
	<b>M = 20%</b>	<b>N = Non ROHS</b>	<b>TR = Tape Reel</b>
	<b>K = 10%</b>		

### Soldering Profile for Lead Free Soldering 235-240°C



### Soldering Profile for Lead Free Soldering 255-260°C



1. This electronic component is meant to be used in general electronic equipment. Before the incorporation of this component into any equipment with higher and more reliable requirements such as aviation, aerospace, submarine, nuclear control, transportation, transportation signal, disaster prevention, medical, public information network, etc. or if there is a possibility of injuries or damages to the human body, Edcon-Components must be informed before the stage of design-in. Evaluation checks for safety have to be performed on each electronic components used in electrical circuits that require high safety and reliability functions.

### SMT Shielded Power Inductor

Part No.: **S67002-3R3**

Customer:

DRW:	Chang	CHKD	Young	MATL:	Chu Chi	DATE	18.03.2016
APPD:	Pong			FINISH	Vienna	Sheet	2 from 2