

Technical Specification

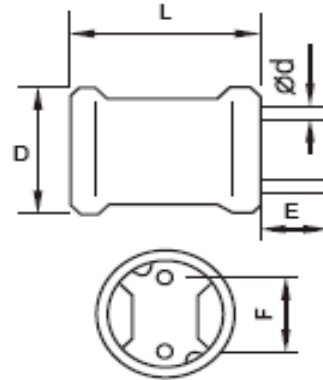
Features

Wire Wound Construction
 Polyolefin Shrink Tube
 Excellent heat resistance
 Excellent environmental characteristics
 High reliability

Applications

Power Supplies
 SCR and TRIAC Controls
 RFI Suppression
 Filters
 Switching Regulators

Dimensions



Technical Dimensions			
D (mm)	L (mm)	E (mm)	F (mm)
11,5	10,0	10	6
d (mm)			
0,8			

Electrical Characteristics

Technical Information

Testing LCR Bridge, measured @ 1KHz 0,1V HP4284A
 Equivalent acceptacle
 RDC. QuadTech 1880 Milliohmmeter
 IDC: Max. Lowers inductance by 10%
 Operating Temperature: -55°C ~ +125°C
 Shrink tube: Flame retardent UL type VW-1
 Marking: Inductance and tolerance
 Note: All specifications subject to change without notice.

Inductance	Inductance Code	IDC	DCR max.
220µH	221	0,610A	0,540Ω
Self-Resonant Frequency	L-Test Conditions		
796KHz	1KHz, 0,25V		


THT Radial Power Choke

Part No.: **S10R97**

Customer:

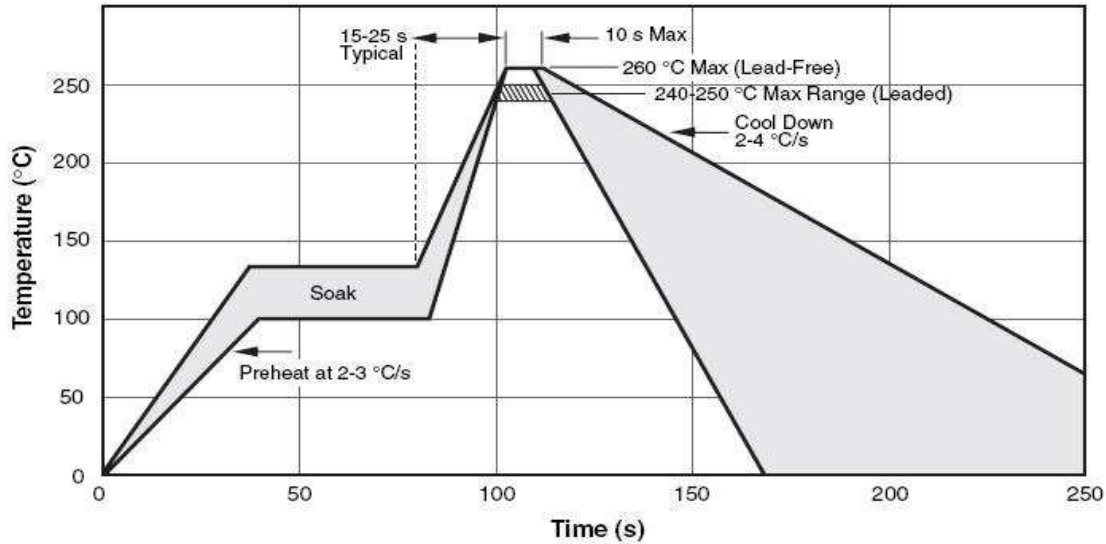
DRW:	Jason	CHKD	Jules	MATL:	Wu	DATE	22.06.2018
APPD:	Join			FINISH	Shieh	Sheet	1 from 2

Copyright by S.Tiede



Soldering Profile

TYPICAL WAVE SOLDER PROFILE FOR LEADED AND LEAD-FREE THROUGH-HOLE PACKAGES



Ordering Information

Serie	Inductance	Tolerance	Lead Length	ROHS	Packing	
S10R97	221	M	10	R	BU	

221= 220µH	M= Tol. 20%	10= 10mm	R= ROHS conform	BU= Bulk Ware
	K= Tol. 10%		N=NON ROHS conform	TY= Tray Package

THT Radial Power Choke	
Part No.:	S10R97
Customer:	

DRW:	Jason	CHKD	Jules	MATL:	Wu	DATE	22.06.2018
APPD:	Join			FINISH	Shieh	Sheet	2 from 2