

Technical Specification

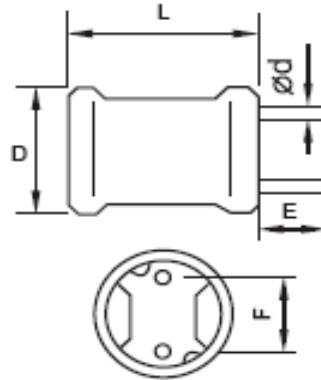
Features

- Wire Wound Construction
- Polyolefin Shrink Tube
- Excellent heat resistance
- Excellent environmental characteristics
- High reliability

Applications

- Power Supplies
- SCR and TRIAC Controls
- RFI Suppression
- Filters
- Switching Regulators

Dimensions



Technical Dimensions			
D (mm)	L (mm)	E (mm)	F (mm)
9,5	10,0	10	5
d (mm)			
0,6			

Electrical Characteristics

Technical Information

Testing LCR Bridge, measured @ 1KHz 0,1V HP4284A
 Equivalent acceptacle
 RDC. QuadTech 1880 Milliohmmeter
 IDC: Max. Lowers inductance by 10%
 Operating Temperature: -55°C ~ +125°C
 Shrink tube: Flame retardent UL type VW-1
 Marking: Inductance and tolerance
 Note: All specifications subject to change without notice.


Inductance	Inductance Code	IDC	DCR max.
22μH	220	1,600A	0,080Ω
Self-Resonant Frequency	L-Test Conditions		
2,52MHz	1KHz, 0,25V		

THT Radial Power Choke

Part No.: **S10R96**

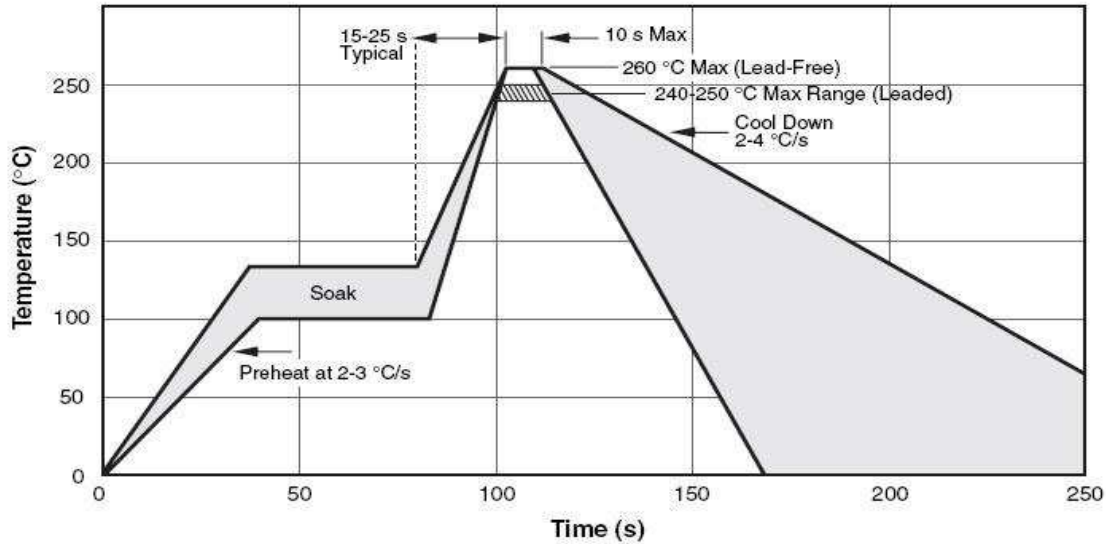
Customer:

DRW:	Jason	CHKD	Jules	MATL:	Wu	DATE	22.06.2018
APPD:	Join			FINISH	Shieh	Sheet	1 from 2



Soldering Profile

TYPICAL WAVE SOLDER PROFILE FOR LEADED AND LEAD-FREE THROUGH-HOLE PACKAGES



Ordering Information

Serie	Inductance	Tolerance	Lead Length	ROHS	Packing	
S10R96	220	M	10	R	BU	

220= 22µH	M= Tol. 20%	10= 10mm	R= ROHS conform	BU= Bulk Ware
	K= Tol. 10%		N= NON ROHS conform	TY= Tray Package

THT Radial Power Choke	
Part No.:	S10R96
Customer:	

DRW:	Jason	CHKD	Jules	MATL:	Wu	DATE	22.06.2018
APPD:	Join			FINISH	Shieh	Sheet	2 from 2