



DATA SHEET

DIN 41612 Connector Type-C

Serie: T22045

Type Female

Half-Size

Wire Wrap Press-Fit 4,5

Straight Pin

DIN 41612 Connector Type-C

Serie No.: T22045

Customer:

| | | | | | | | | | |
|-------|--------|------|--------|--------|--------|-----------|-----------|------|------------|
| DRW: | Jason | CHKD | Wilson | MATL: | Wilson | TOLERANCE | Mason | DATE | 09.05.2014 |
| APPD: | Schumi | | | FINISH | Jamy | | Sheet No. | | 1 from 5 |

EDCON-COMPONENTS



Specifications

| | | | | | | | |
|-----------------------|-----------------------|-----------------------|-----------------------|-----------------------|-----------------------|-----------------------|-----------------------|
| | | | | | | | |
| column w. contacts | column w. contacts | column w. contacts | column w. contacts | column w. contacts | column w. contacts | column w. contacts | column w. contacts |
| 1, 2, 3..... | 1, 3, 5..... | 2, 4, 6..... | 1, 2, 3..... | 1, 3, 5..... | 2, 4, 6..... | 2, 4, 6..... | 1, 3, 5..... |
| Row with contacts | Row with contacts | Row with contacts | Row with contacts | Row with contacts | Row with contacts | Row with contacts | Row with contacts |
| abc | abc | abc | ac | ac | ac | a | a |
| Connecting Order Code | Connecting Order Code | Connecting Order Code | Connecting Order Code | Connecting Order Code | Connecting Order Code | Connecting Order Code | Connecting Order Code |
| A1 | A2 | A3 | A4 | A5 | A6 | A7 | A8 |

| |
|-----------------------|
| |
| column w. contacts |
| 1, 3, 5..... |
| Row with contacts |
| a |
| Connecting Order Code |
| A9 |

Technical Description

| | |
|----------------------------------|------------------------------|
| Contact Resistance: | 20m Ω Max: |
| Insulation Resistance: | 1000M Ω Min: |
| Curent Rating: | 2A |
| Dielectric Withstanding Voltage: | AC 1000V (r.m.s.) / 60s |
| Operating Temperature: | .- 55°C to + 125°C |
| Material Housing: | PBT |
| Material Contact: | copper Alloy |
| Contact plating | tin and gold look order code |

**DIN 41612 Connector Type-
C**


Part No.: **T22045**

| | | | | | | | | | | |
|-------|--------|------|--------|--------|--------|-----------|-----------|----------|------------|-----------|
| DRW: | Jason | CHKD | Wilson | MATL: | Wilson | TOLERANCE | Mason | DATE | 09.05.2014 | Customer: |
| APPD: | Schumi | | | FINISH | Jamy | | Sheet No. | 2 from 5 | | |

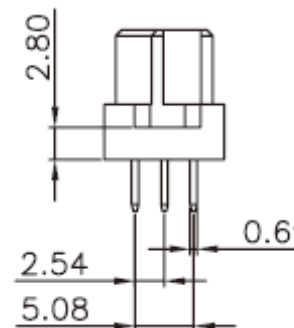
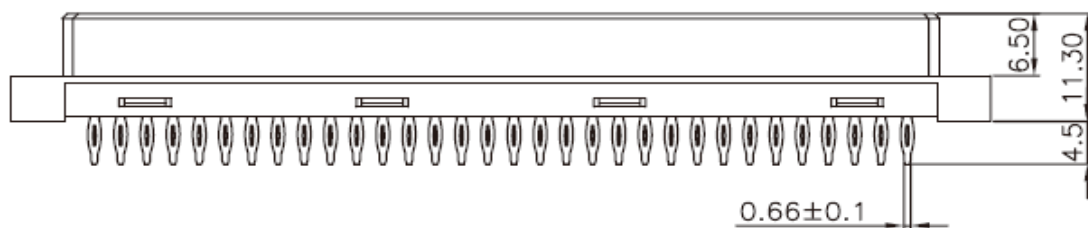
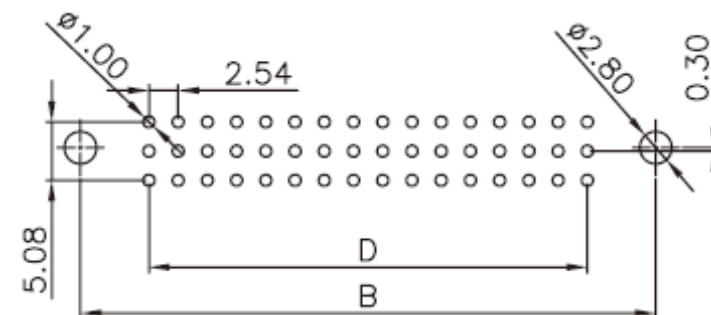
EDCON-COMPONENTS



Drawing



PCB Layout



| Positions | A | B | C | D |
|------------|-------|-------|-------|-------|
| 48P (3x16) | 54,90 | 50,00 | 44,26 | 38,10 |

DIN 41612 Connector Type-C

Part No.: **T22045**

Customer:

| | | | | | | | | | |
|-------|--------|------|--------|--------|--------|-----------|-----------|----------|------------|
| DRW: | Jason | CHKD | Wilson | MATL: | Wilson | TOLERANCE | Mason | DATE | 09.05.2014 |
| APPD: | Schumi | | | FINISH | Jamy | | Sheet No. | 3 from 5 | |

EDCON-COMPONENTS



Ordering Informations

| Serie | Number of Position | Contact Plating | Connecting Order Code | ROHS | Packing Code | | | | | |
|-------|--------------------|-----------------|-----------------------|------|--------------|--|--|--|--|--|
|-------|--------------------|-----------------|-----------------------|------|--------------|--|--|--|--|--|

| | | | | | | | | | | |
|---------------|-----------|-----------|-----------|----------|-----------|--|--|--|--|--|
| T22045 | 48 | G0 | A1 | R | BU | | | | | |
|---------------|-----------|-----------|-----------|----------|-----------|--|--|--|--|--|

| | | | | |
|-------------------|--------------------------------|-----------------------|----------------------------|-------------------------|
| 48= 48Pos. | TN= Tin plated | Ax= look table | R= ROHS Conform | BU= Bulk Ware |
| 32= 32Pos. | G0= selectiv Gold flash | | N= NON ROHS Conform | TY= Tray Packing |
| 16= 16Pos. | GA= selectiv 3µ Gold | | | |
| 08= 08Pos. | GB= selectiv 10µ Gold | | | |

DIN 41612 Connector Type-C

Part No.: **T22045**

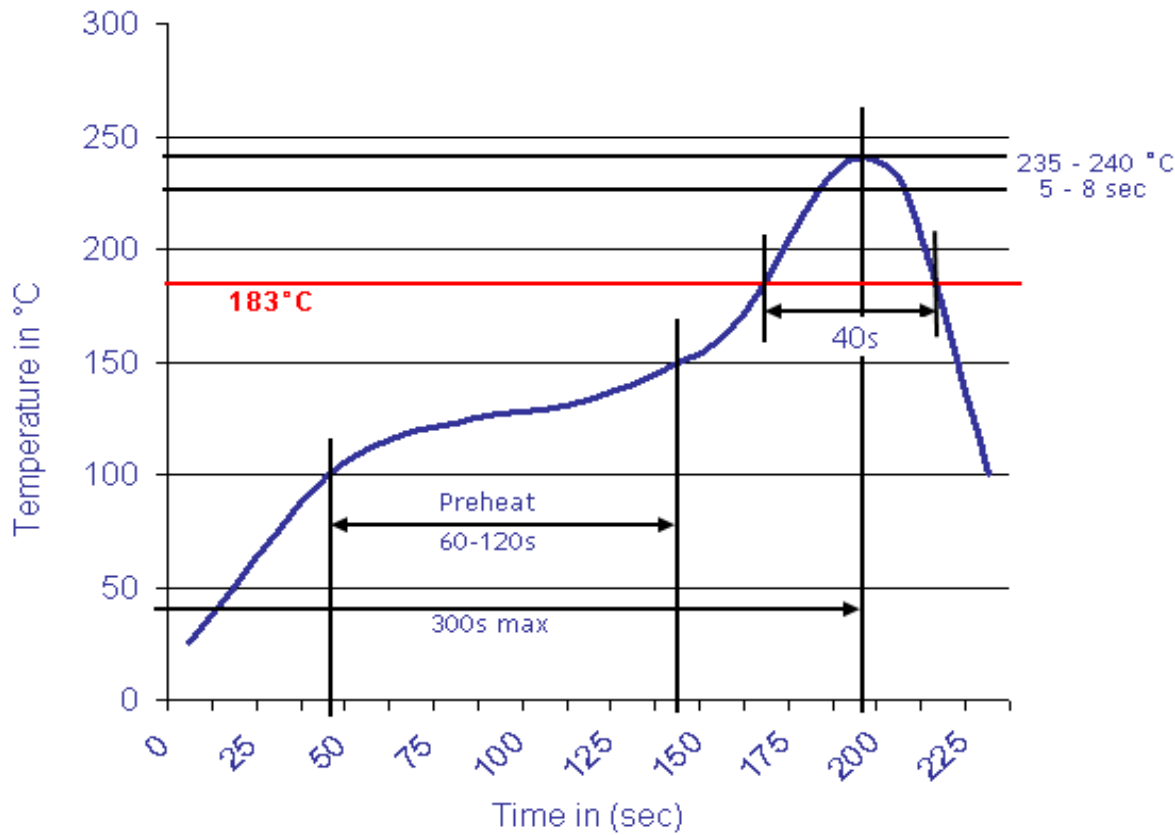
Customer:

| | | | | | | | | | |
|-------|--------|------|--------|--------|--------|-----------|-----------|------|------------|
| DRW: | Jason | CHKD | Wilson | MATL: | Wilson | TOLERANCE | Mason | DATE | 09.05.2014 |
| APPD: | Schumi | | | FINISH | Jamy | | Sheet No. | | 4 from 5 |



Soldering Profile Curve

Classification Reflow Profile (JEDEC J-STD-020C)



**DIN 41612 Connector Type-
C**

Part No.: **T22045**

Customer:

| | | | | | | | | | |
|-------|--------|------|--------|--------|--------|-----------|-----------|----------|------------|
| DRW: | Jason | CHKD | Wilson | MATL: | Wilson | TOLERANCE | Mason | DATE | 09.05.2014 |
| APPD: | Schumi | | | FINISH | Jamy | | Sheet No. | 5 from 5 | |

