

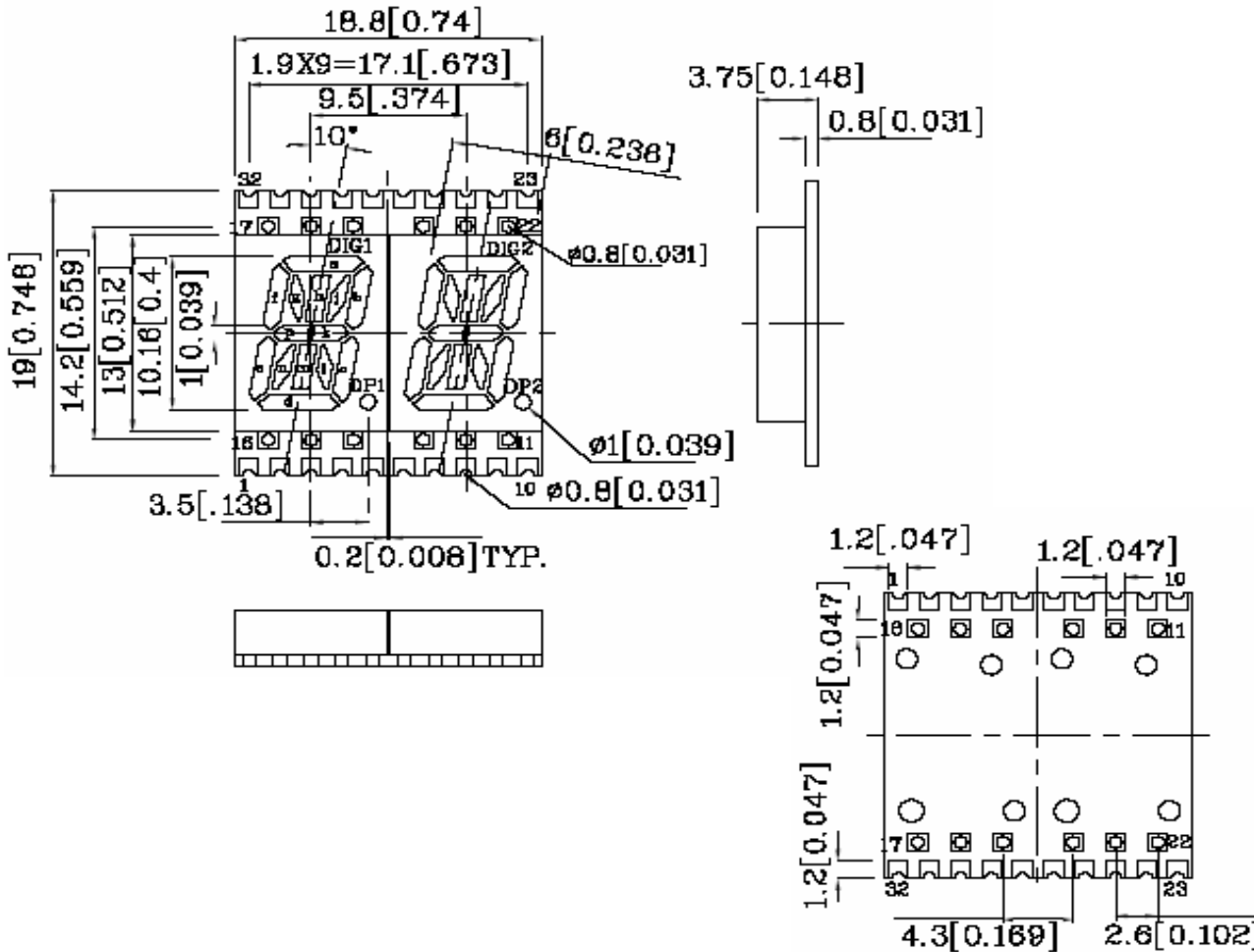


The Power of LED Light



## Dimensions / Informations

## Features

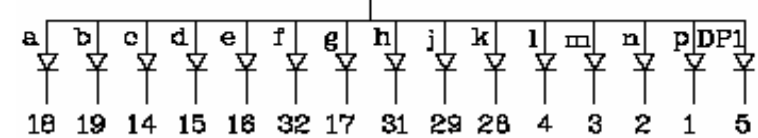


- Low Current Operation
- Excellent Character appearance
- Easy mounting on P.C. Board or Sockets
- Standard High Brightness
- Mechanical Rugged
- Gray Face / White Segment
- Moisture Sensitivity Level: Level 4

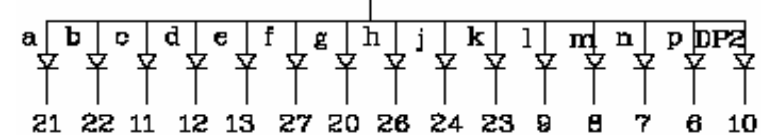
All Dimensions are in millimeters (inches).  
Tolerance is +/- 0,25 (0,01") unless otherwise specified.  
Specifications are subject to change without notice.

## Diode Drive Construction

Dig.1: 30



Dig.2: 25



## SMT Segment Display Digit Height 10,16mm

Part No.: **M21D3013**

Customer:

DRW: Jason	CHKD: Wilson	MATL: Wilson	TOLERANCE: Mason	DATE: 30.09.2010
APPD: Schumi	FINISH: Jamy	Sheet No.:	1 from 7	

# EDCON-COMPONENTS

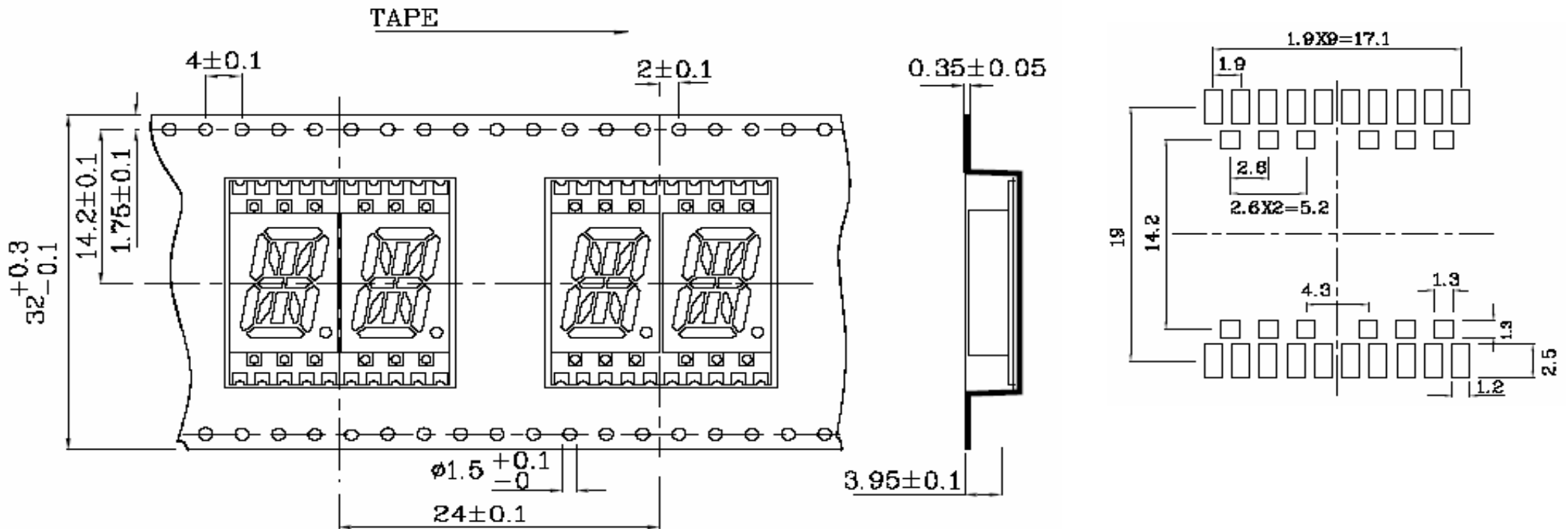


The Power of LED Light



## Tape specifications

## P.C.B. Layout



**SMT Segment Display Digit  
Height 10,16mm**

Part No.: **M21D3013**

Customer:

DRW:	Jason	CHKD	Wilson	MATL:	Wilson	TOLERANCE	Mason	DATE	30.09.2010
APPD:	Schumi			FINISH	Jamy		Sheet No.	2 from 7	

# EDCON-COMPONENTS



The Power of LED Light



## Description

Part Number	Emitting Color	Emitting Material	Luminous Intensity IF=10mA $\mu$ cd		Wavelength nm	Description
			min	max,		
M21D3013	Green	InGaAlP	4700	18490	574	Commun Anode Right Hand Decimal Point

Operating Characteristics (TA=25°C)		InGaAlP	Unit
Forward Voltage (typ). (IF=10mA)	VF	2,00	V
Forward Voltage (typ). (IF=10mA)	VF	2,5	V
Reverse Current (Max.) (Vr=5V)	IR	10	$\mu$ A
Wavelength of Peak Emission (typ. If=10mA)	P	574	nm
Wavelength / Dominant Emission (typ. If=10mA)	D	570	nm
Spectral Line Full Width at Half-Maximum (typ. 10mA)	$\Delta$	20	nm
Capacitance (typ) (Vf=0V, f=1Mhz)	C	15	pF

Absolute Maximum Ratings (TA=25°C)		InGaAlP	Unit
Reverse Voltage	VF	5	V
Forward Current	IF	30	mA
Forward Current (peak) 1/10Duty Cycle 0,1ms Pulse Width	iFS	150	mA
Power Dissipation	PT	75	mW
Operating Temperature	TA	-.40 ~+85	°C
Storage Temperature	Tstg	-.40 ~+85	

**SMT Segment Display Digit  
Height 10,16mm**

Part No.: **M21D3013**

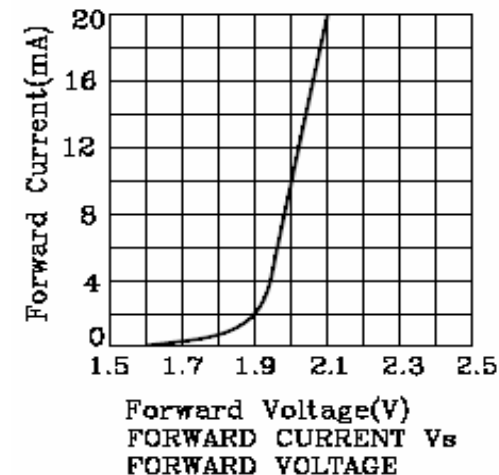
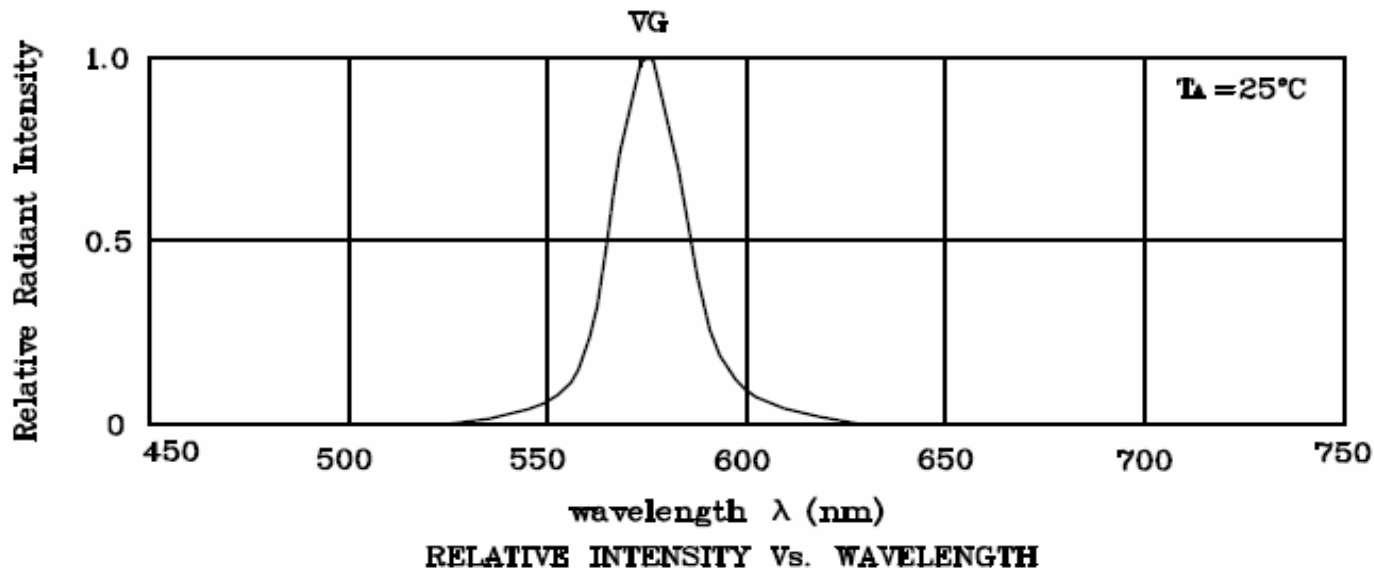
DRW:	Jason	CHKD	Wilson	MATL:	Wilson	TOLERANCE	Mason	DATE	30.09.2010	Customer:
APPD:	Schumi			FINISH	Jamy		Sheet No.	3 from 7		



The Power of LED Light



Characteristics



**SMT Segment Display Digit  
Height 10,16mm**

Part No.: **M21D3013**

Customer:

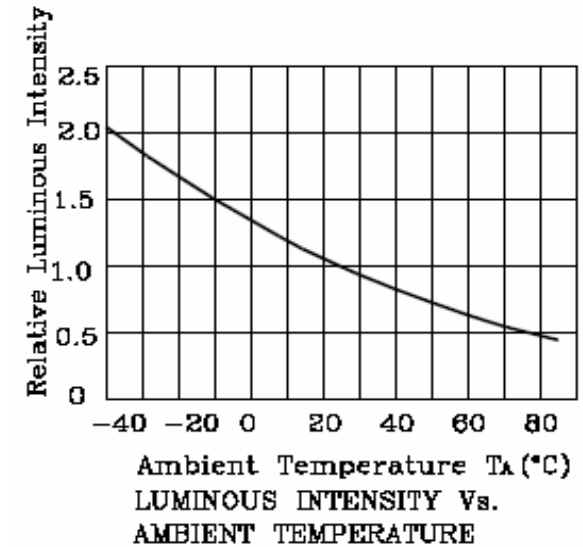
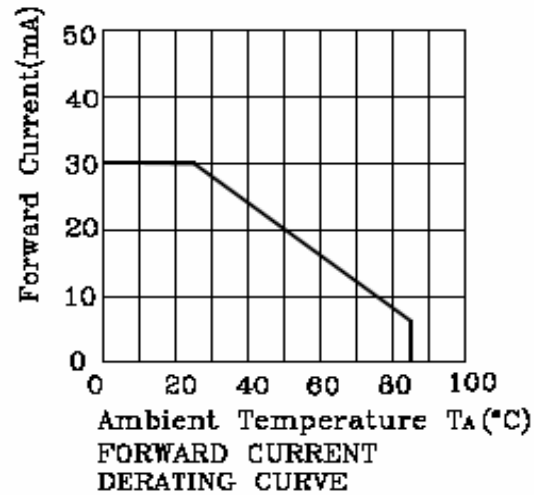
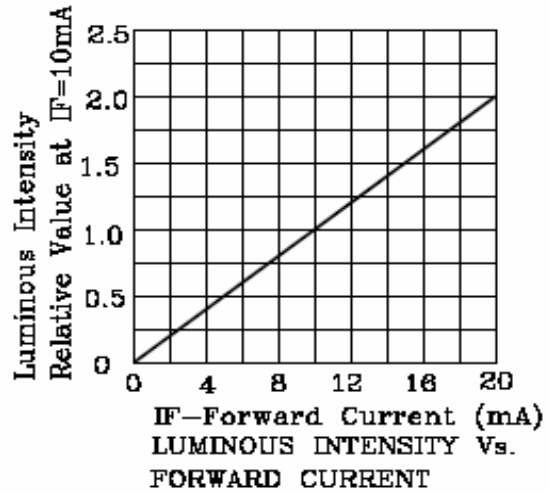
DRW:	Jason	CHKD	Wilson	MATL:	Wilson	TOLERANCE	Mason	DATE	30.09.2010
APPD:	Schumi			FINISH	Jamy		Sheet No.	4 from 7	



The Power of LED Light



Characteristics



Is special sorting is required (e.g. binning based on forward voltage, Luminous intensity /luminous flux, or wavelength), the typical accuracy of the sorting process is as follows.  
Wavelength: +/-1nm  
Luminous Intensity / Luminous Flux: +/- 15%  
Forward Voltage: +/-0,1V  
Note: Accuracy may depend on the sorting parameters.

<b>SMT Segment Display Digit Height 10,16mm</b>	
Part No.:	<b>M21D3013</b>
Customer:	

DRW:	Jason	CHKD	Wilson	MATL:	Wilson	TOLERANCE	Mason	DATE	30.09.2010
APPD:	Schumi			FINISH	Jamy		Sheet No.	5 from 7	

# EDCON-COMPONENTS



The Power of LED Light



## Ordering Informations

Serie	Digit Height Code	Quantity of Digits	Model Number	Diode Drive Code	Emitting Color (nm)	Surface Color Code	Segment Color Code	No Function	ROHS	Package
<b>M21D3013</b>	<b>40</b>	<b>2</b>	<b>1</b>	<b>A</b>	<b>574</b>	<b>2</b>	<b>1</b>	<b>XX</b>	<b>R</b>	<b>TR</b>

<b>40= 0,40"</b> Digit Dimension	<b>2= Dual Digit</b>	<b>1= Model Number 1</b>	<b>A= Commun Anode</b>
--	----------------------	------------------------------	----------------------------

<b>2= Gray Surface</b>	<b>1= White Diffused</b>	<b>XX= No function</b>	<b>R= ROHS conform</b> <b>N= NON ROHS conform</b>	<b>TR= Tape Reel Packing</b>
----------------------------	------------------------------	----------------------------	--	----------------------------------

**SMT Segment Display Digit  
Height 10,16mm**

Part No.: **M21D3013**

DRW:	Jason	CHKD	Wilson	MATL:	Wilson	TOLERANCE	Mason	DATE	30.09.2010
APPD:	Schumi			FINISH	Jamy		Sheet No.		6 from 7

Customer:

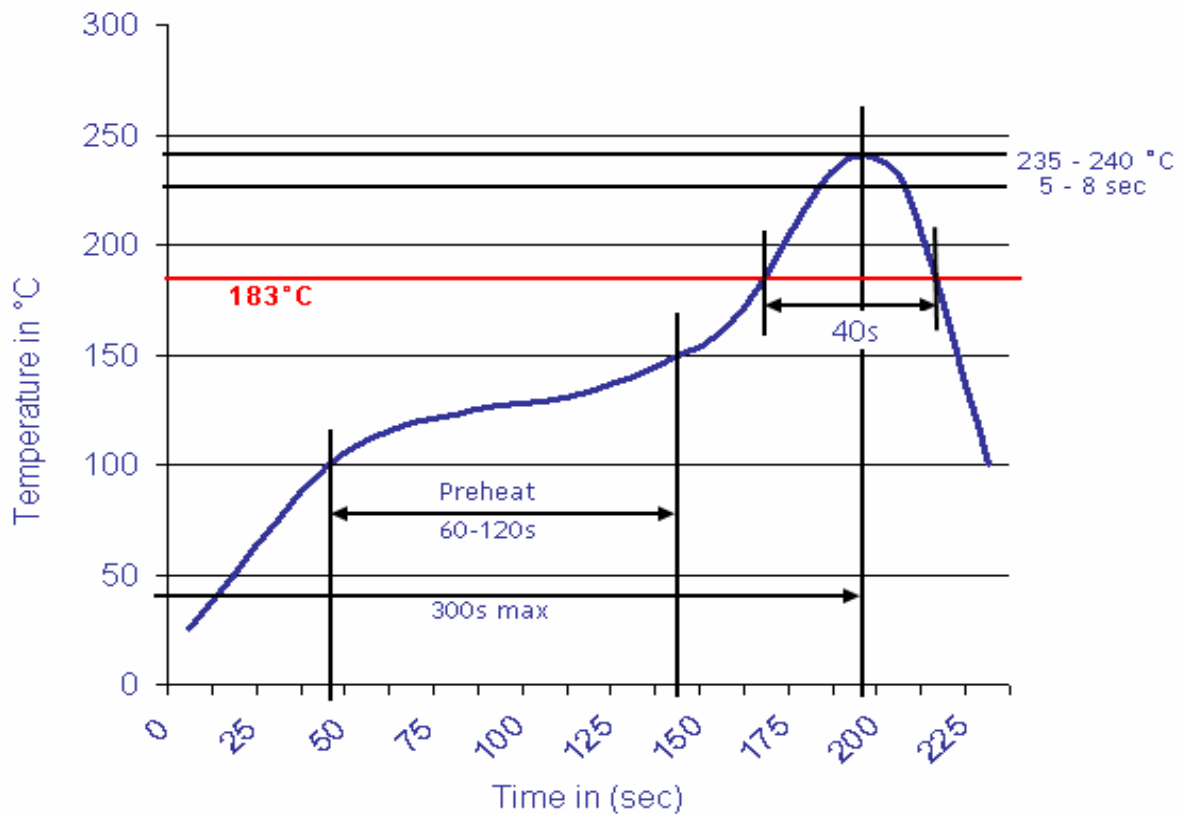


The Power of LED Light



Soldering Profile Curve

Classification Reflow Profile (JEDEC J-STD-020C)



<b>SMT Segment Display Digit</b>	
<b>Height 10,16mm</b>	
Part No.:	<b>M21D3013</b>
Customer:	

DRW:	Jason	CHKD	Wilson	MATL:	Wilson	TOLERANCE	Mason	DATE	30.09.2010
APPD:	Schumi			FINISH	Jamy		Sheet No.	7 from 7	