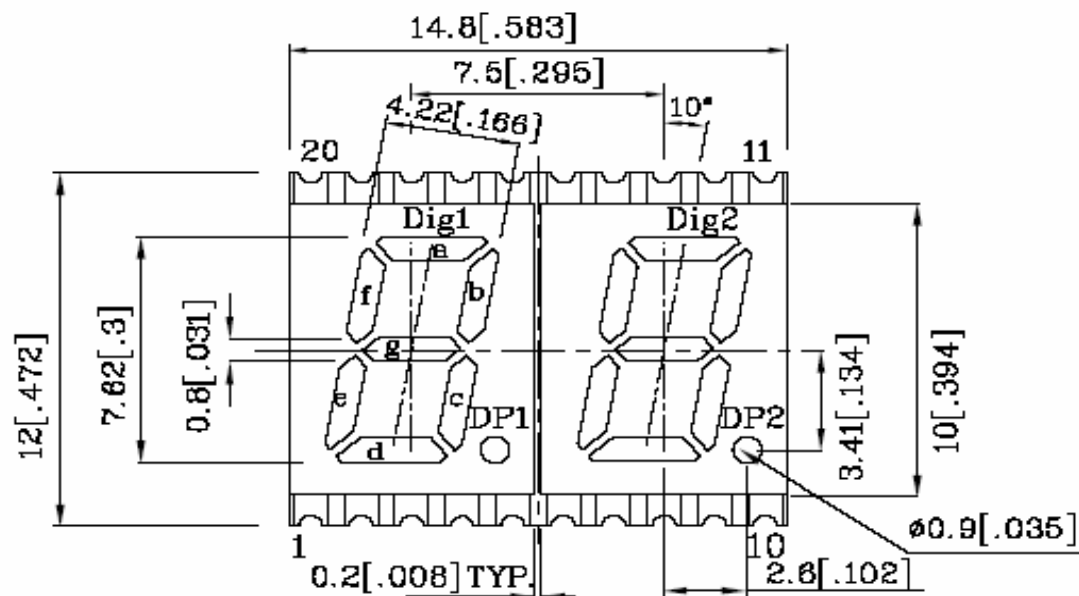




**EDCON**®  
COMPONENTS  
A MEMBER OF EDCON-GROUP

## Features



- Low Current Operation
- Excellent Character appearance
- Easy mounting on P.C. Board or Sockets
- Standard High Brightness
- Mechanical Rugged
- Gray Face / White Segment
- Moisture Sensitivity Level: Level 4

All Dimensions are in millimeters (inches).  
Tolerance is +/- 0,25 (0,01") unless otherwise specified.  
Specifications are subject to change without notice.

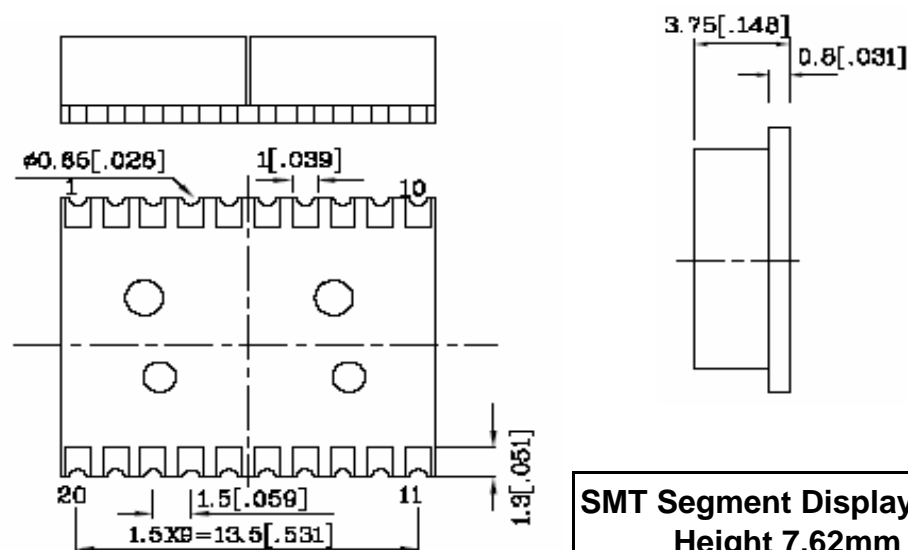


Figure 1 consists of two diagrams illustrating the mapping of input nodes to output nodes for two different digit sets. The left diagram, labeled "DIG1: 3,18", shows a tree structure with nodes a through g and DP1. The right diagram, labeled "DIG2: 8,13", shows a similar tree structure with nodes a through g and DP2. Both diagrams show a sequence of nodes connected by a horizontal line, with vertical lines extending downwards from each node to a corresponding output value.

Node	DIG1 Output	DIG2 Output
a	17	12
b	16	11
c	4	9
d	2	7
e	1	6
f	19	14
g	20	15
DP1	5	10

DRW:	Jason	CHKD	Wilson	MATL:	Wilson	TOLERANCE	Mason	DATE	30.09.2010	Customer:
APPD:	Schumi			FINISH	Jamy		Sheet No.		1 from 7	

[www.edcon-components.com](http://www.edcon-components.com)

email: [info@edcon-components.com](mailto:info@edcon-components.com)

Copyright by EDCON-COMPONENTS

# EDCON-COMPONENTS

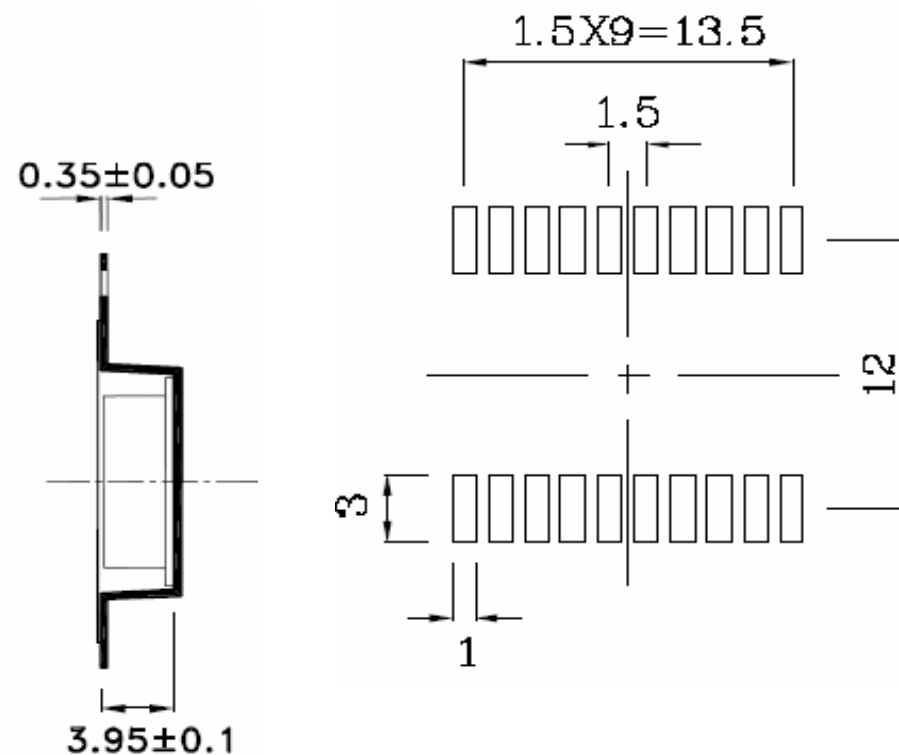
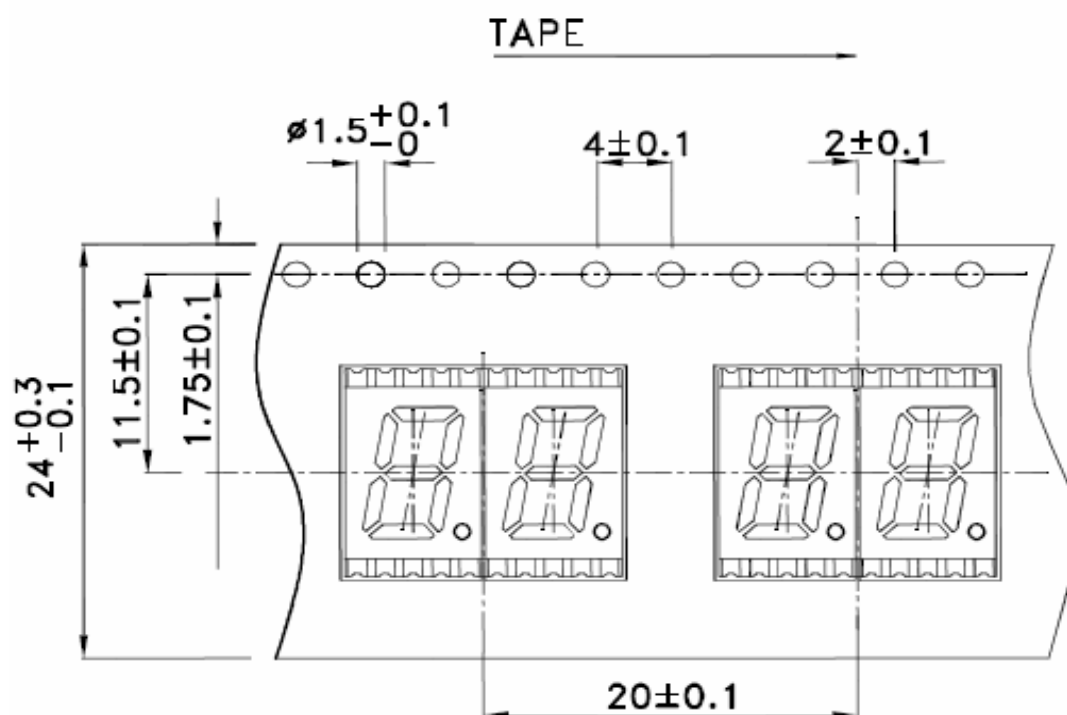


The Power of LED Light



## Tape specifications

## P.C.B. Layout



**SMT Segment Display Digit  
Height 7,62mm**

Part No.: **M21C4009**

Customer:

DRW:	Jason	CHKD	Wilson	MATL:	Wilson	TOLERANCE	Mason	DATE	30.09.2010
APPD:	Schumi			FINISH	Jamy		Sheet No.	2 from 7	

[www.edcon-components.com](http://www.edcon-components.com)

email: [info@edcon-components.com](mailto:info@edcon-components.com)

# EDCON-COMPONENTS



The Power of LED Light



## Description

Part Number	Emitting Color	Emitting Material	Luminous Intensity IF=10mA $\mu$ cd		Wavelength nm	Description
			min	max,		
M21C4009	Yellow	InGaAlP	8000	35390	590	Commun Anode Right Hand Decimal Point

Operating Characteristics (TA=25°C)		InGaAlP	Unit
Forward Voltage (typ). (IF=10mA)	VF	1,95	V
Forward Voltage (typ). (IF=10mA)	VF	2,5	V
Reverse Current (Max.) (Vr=5V)	IR	10	$\mu$ A
Wavelength of Peak Emission (typ. If=10mA)	P	590	nm
Wavelength / Dominant Emission (typ. If=10mA)	D	590	nm
Spectral Line Full Width at Half-Maximum (typ. 10mA)	$\Delta$	20	nm
Capacitance (typ) (Vf=0V, f=1Mhz)	C	20	pF

Absolute Maximum Ratings (TA=25°C)		InGaAlP	Unit
Reverse Voltage	VF	5	V
Forward Current	IF	30	mA
Forward Current (peak) 1/10Duty Cycle 0,1ms Pulse Width	iFS	175	mA
Power Dissipation	PT	75	mW
Operating Temperature	TA	.-40 ~+85	°C
Storage Temperature	Tstg	.-40 ~+85	

**SMT Segment Display Digit  
Height 7,62mm**

Part No.: **M21C4009**

DRW:	Jason	CHKD	Wilson	MATL:	Wilson	TOLERANCE	Mason	DATE	30.09.2010	Customer:
APPD:	Schumi			FINISH	Jamy		Sheet No.	3 from 7		

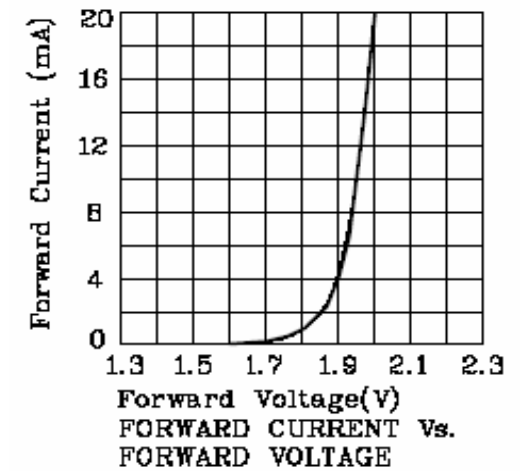
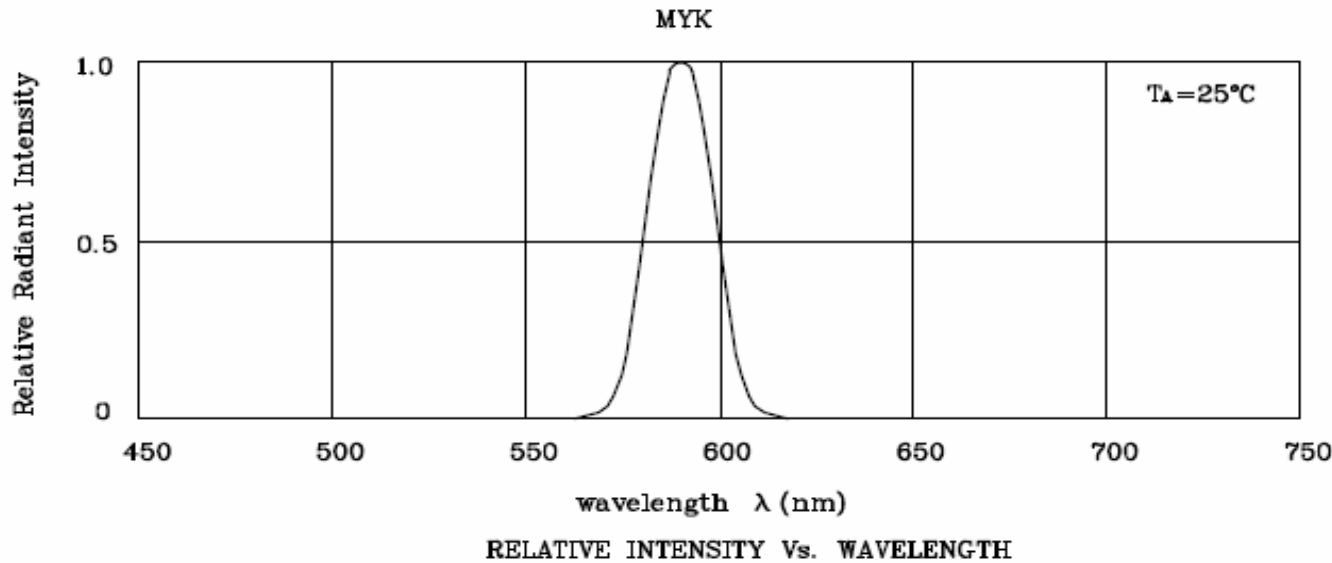
# EDCON-COMPONENTS



The Power of LED Light



## Characteristics



**SMT Segment Display Digit  
Height 7,62mm**

Part No.: **M21C4009**

Customer:

DRW:	Jason	CHKD	Wilson	MATL:	Wilson	TOLERANCE	Mason	DATE	30.09.2010
APPD:	Schumi			FINISH	Jamy		Sheet No.	4 from 7	

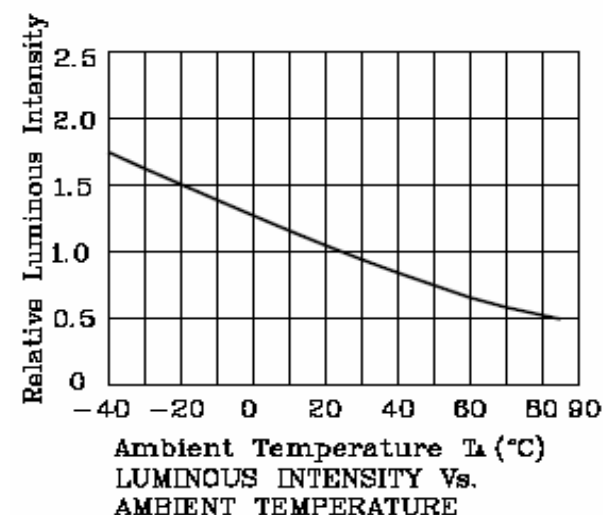
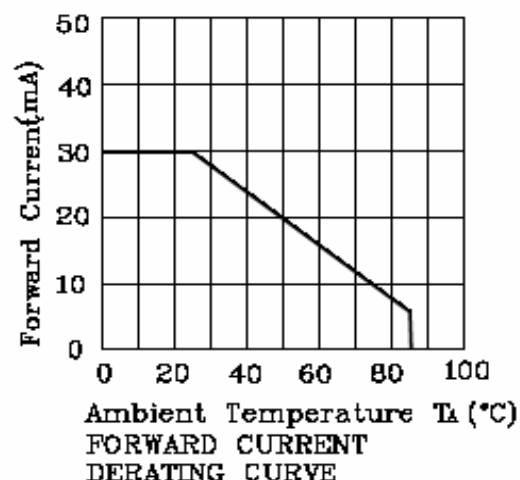
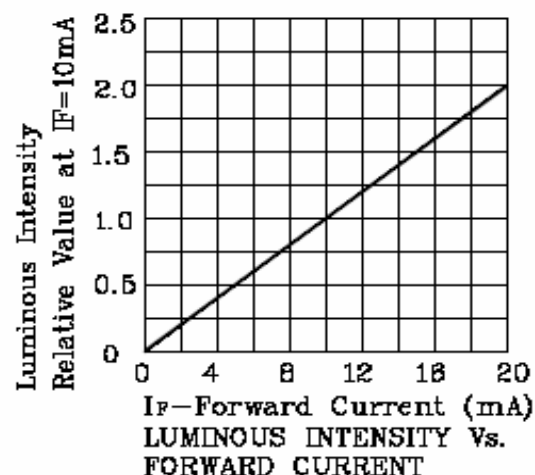
# EDCON-COMPONENTS



The Power of LED Light



## Characteristics



If special sorting is required (e.g. binning based on forward voltage, Luminous intensity /luminous flux, or wavelength).

the typical accuracy of the sorting process is as follows.

Wavelength:  $\pm 1\text{nm}$

Luminous Intensity / Luminous Flux:  $\pm 15\%$

Forward Voltage:  $\pm 0.1\text{V}$

Note: Accuracy may depend on the sorting parameters.

**SMT Segment Display Digit  
Height 7,62mm**

Part No.: **M21C4009**

DRW:	Jason	CHKD	Wilson	MATL:	Wilson	TOLERANCE	Mason	DATE	30.09.2010	Customer:
APPD:	Schumi			FINISH	Jamy		Sheet No.	5 from 7		

[www.edcon-components.com](http://www.edcon-components.com)

email: [info@edcon-components.com](mailto:info@edcon-components.com)

# EDCON-COMPONENTS



The Power of LED Light



## Ordering Informations

Serie	Digit Height Code	Quantity of Digits	Model Number	Diode Drive Code	Emitting Color (nm)	Surface Color Code	Segment Color Code	No Function	ROHS	Package
<b>M21C4009</b>	<b>30</b>	<b>2</b>	<b>1</b>	<b>A</b>	<b>590</b>	<b>2</b>	<b>1</b>	<b>XX</b>	<b>R</b>	<b>TR</b>


<b>30</b> = 0,30" Digit Dimension	<b>2</b> = Dual Digit	<b>1</b> = Model Number 1	<b>A</b> = Commun Anode
-----------------------------------	-----------------------	---------------------------	-------------------------

<b>2</b> = Gray Surface	<b>1</b> = White Diffused	<b>XX</b> = No function	<b>R</b> = ROHS conform <b>N</b> = NON ROHS conform	<b>TR</b> = Tape Reel Packing
-------------------------	---------------------------	-------------------------	--	-------------------------------

**SMT Segment Display Digit Height 7,62mm**

Part No.: **M21C4009**

DRW:	Jason	CHKD	Wilson	MATL:	Wilson	TOLERANCE	Mason	DATE	30.09.2010	Customer:
APPD:	Schumi			FINISH	Jamy		Sheet No.	6 from 7		

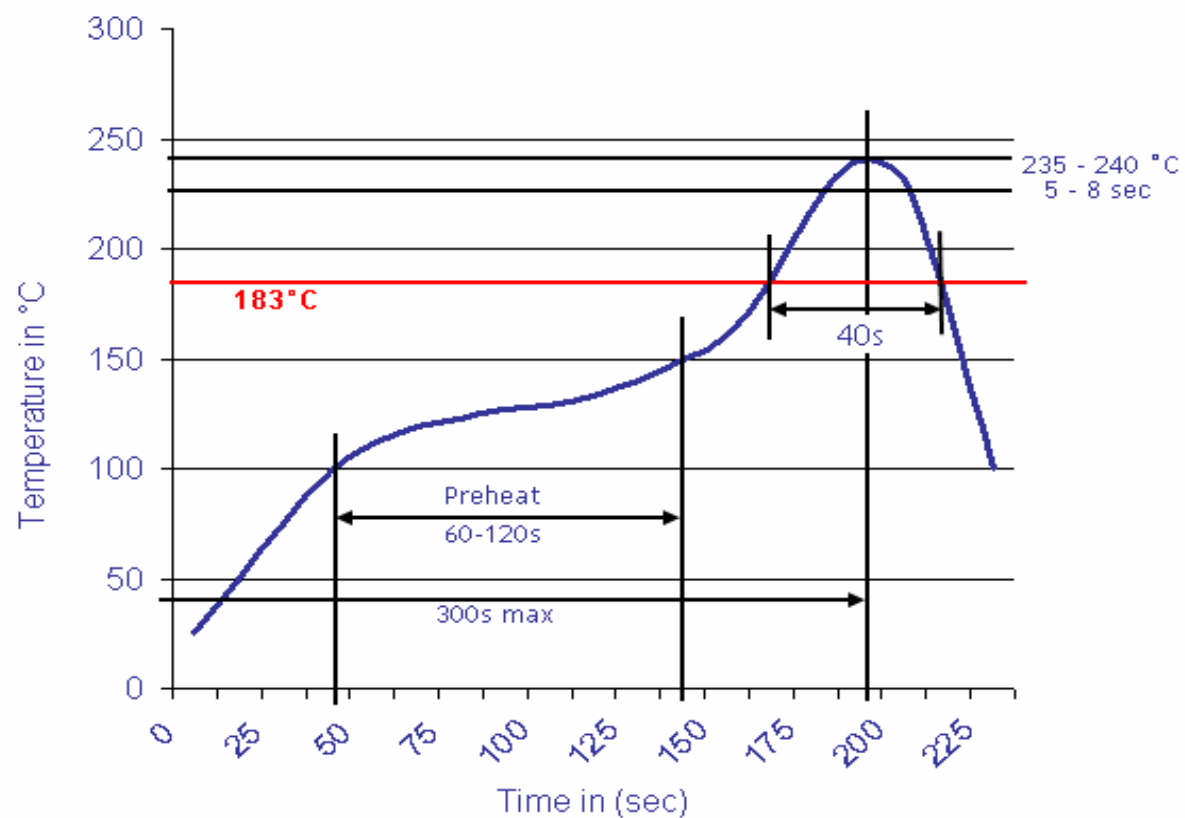


The Power of LED Light



## Soldering Profile Curve

## Classification Reflow Profile (JEDEC J-STD-020C)


**SMT Segment Display Digit  
Height 7,62mm**

 Part No.: **M21C4009**

Customer:

DRW:	Jason	CHKD	Wilson	MATL:	Wilson	TOLERANCE	Mason	DATE	30.09.2010
APPD:	Schumi			FINISH	Jamy		Sheet No.	7 from 7	