


EDCON-COMPONENTS



Technical Description

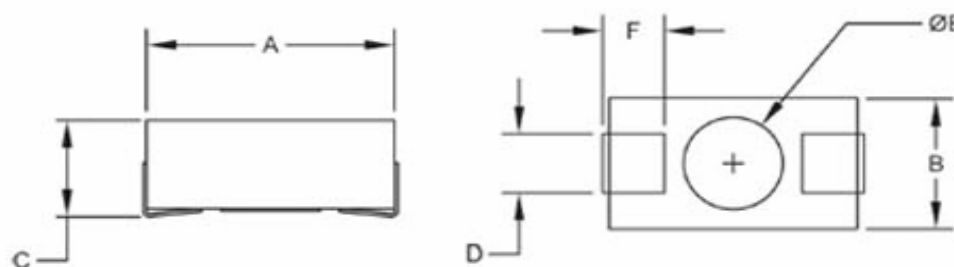
Resistance Range 0,005 ~ 0,05Ω
 Power 1Watt
 Tolerance to ± 0,1%
 Low Temperature Coefficient to ± 120ppm/K
 Superior Surge Handling Capability
 Reel Packaging
 Non-Inductive Windings are available (Type N)

Specifications

Tolerances X57006: ± 0,1% to ±5%
 Temperatur Coefficient: ±120ppm/K

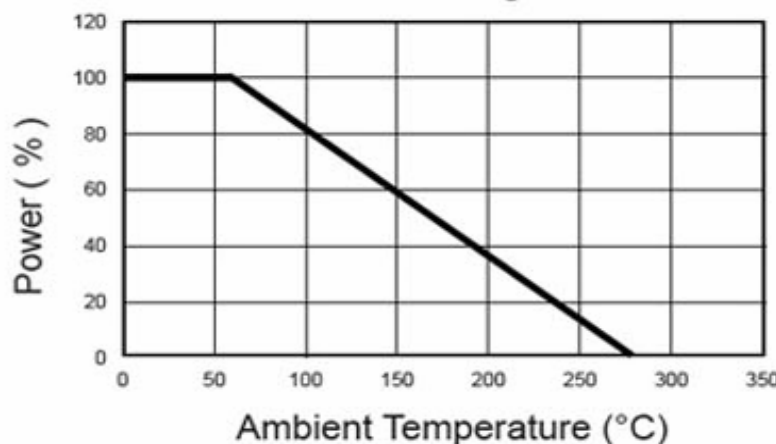
Temperature Range: -55°C to +275°C
 Dielectric Strength: 500VAC
 Insulation Resistance: > 1000MΩ / Dry
 Reel Width: X57006 = 16mm
 Dielectric: ±0,5% + 0,05Ω
 Load Life: ±1% + 0,05Ω
 Storage: ±0,5% + 0,05Ω
 Moisture Resistance: ±1% + 0,05Ω
 Thermal Shock: ±0,5% + 0,05Ω
 5x Overload (5s): ±0,5% + 0,05Ω
 Shock: ±0,5% + 0,05Ω

Drawing

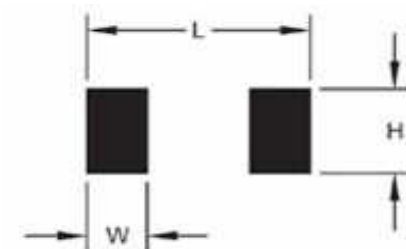


Serie	Dimension						Lead Thickness	Stand-Off		Footprint		
	A	B	C	D	F	E		Height	W	H	L	
X57006	±0,4mm	±0,4mm	±0,4mm	±0,4mm	±0,4mm	±0,4mm	0,15	±0,4mm	±0,05mm	±0,4mm	±0,4mm	±0,4mm
	6,60	3,90	2,50	1,80	1,80			3,00	0,13	2,40	2,80	8,60

Power Derating Curve



Solder Pad Dimensions



Precision Surface Mount Wirewound Resistor

Part No.: **X57006**

Customer:

DRW:	Jason	CHKD	Wilson	MATL:	Wilson	TOLERANCE	Mason	DATE	10.08.2008
APPD:	Schumi			FINISH	Jamy		Sheet No.	1 from 2	

EDCON-COMPONENTS



Ordering Informations

Serie	Range	Tolerance Code	Non-Inductive	Temp. Coefficient	ROHS	Packing
X57006	0R005	J	X	D	R	TR
	0R005= 0,005Ω	J= 5%	X= Standard Inductive	A= Call EDCON	R= ROHS Conform	TR= Tape/Reel
		F= 1%	N= Non Inductive	B= 20ppm/K	N= NON ROHS Conform	
		B= 0,1%		C= 50ppm/K		
		A= 0,01%		D= 120ppm/K		

Precision Surface Mount Wirewound Resistor	
Part No.:	X57006
Customer:	

DRW:	Jason	CHKD	Wilson	MATL:	Wilson	TOLERANCE	Mason	DATE	10.08.2008
APPD:	Schumi			FINISH	Jamy		Sheet No.	2 from 2	