


EDCON-COMPONENTS



Technical Description

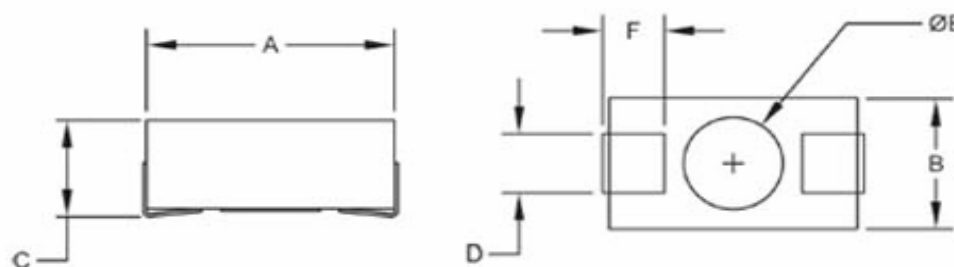
Resistance Range 0,01 ~ 15KΩ
 Power 2Watt
 Tolerance to ± 0,01%
 Low Temperature Coefficient to ± 20ppm/K
 Superior Surge Handling Capability
 Reel Packaging
 Non-Inductive Windings are available (Type N)

Specifications

Tolerances X57003: ± 0,01% to ±5%
 Temperature Coefficient:
 >10Ω : ±20ppm/K
 1Ω to 10Ω: ±50ppm/K
 <1Ω : call EDCON

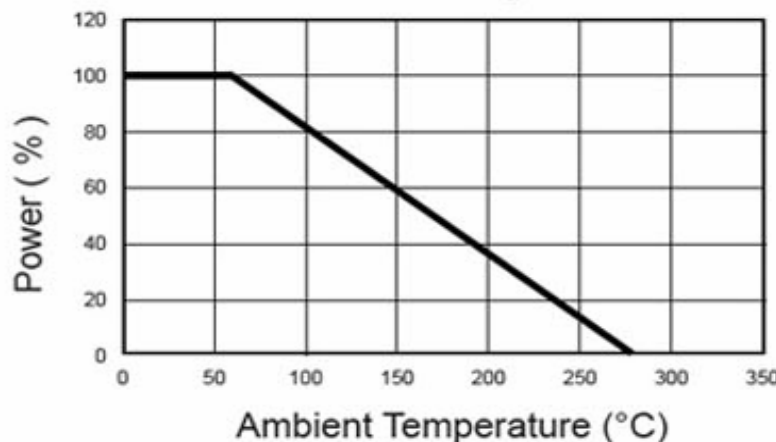
Temperature Range: -55°C to +275°C
 Dielectric Strength: 1000VAC
 Insulation Resistance: > 1000MΩ / Dry
 Reel Width: X57003 = 24mm
 Dielectric: ±0,5% + 0,05Ω
 Load Life: ±1% + 0,05Ω
 Storage: ±0,5% + 0,05Ω
 Moisture Resistance: ±1% + 0,05Ω
 Thermal Shock: ±0,5% + 0,05Ω
 5x Overload (5s): ±0,5% + 0,05Ω
 Shock: ±0,5% + 0,05Ω

Drawing

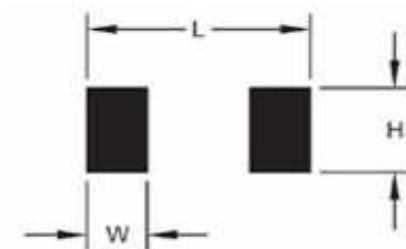


Serie	Dimension						Stand-Off		Footprint		
	A	B	C	D	F	Lead Thickness	E	Height	W	H	L
X57003	±0,4mm	±0,4mm	±0,4mm	±0,4mm	±0,4mm	0,15	±0,4mm	±0,05mm	±0,4mm	±0,4mm	±0,4mm
	11,40	6,40	4,60	3,00	2,50		4,80	0,13	3,90	5,80	13,70

Power Derating Curve



Solder Pad Dimensions



**Precision Surface Mount
Wirewound Resistor**

Part No.: **X57003**

Customer:

DRW:	Jason	CHKD	Wilson	MATL:	Wilson	TOLERANCE	Mason	DATE	10.08.2008
APPD:	Schumi			FINISH	Jamy		Sheet No.	1 from 2	

EDCON-COMPONENTS



Ordering Informations

Serie	Range	Tolerance Code	Non-Inductive	Temp. Coefficient	ROHS	Packing
X57003	0R01	J	X	D	R	TR
	0R01= 0,01Ω	J= 5%	X= Standard Inductive	A= Call EDCON	R= ROHS Conform	TR= Tape/Reel
		F= 1%	N= Non Inductive	B= 20ppm/K	N= NON ROHS Conform	
		B= 0,1%		C= 50ppm/K		
		A= 0,01%		D= 120ppm/K		

Precision Surface Mount Wirewound Resistor	
Part No.:	X57003
Customer:	

DRW:	Jason	CHKD	Wilson	MATL:	Wilson	TOLERANCE	Mason	DATE	10.08.2008
APPD:	Schumi			FINISH	Jamy		Sheet No.	2 from 2	