


EDCON-COMPONENTS



Specifications

Features

Metal case Maximum Heat Dissipation
 This Serie is UL listed under Recognized Component Index file number E252843
 Surge overload rating - 400 Amperes
 Low forward voltage drop

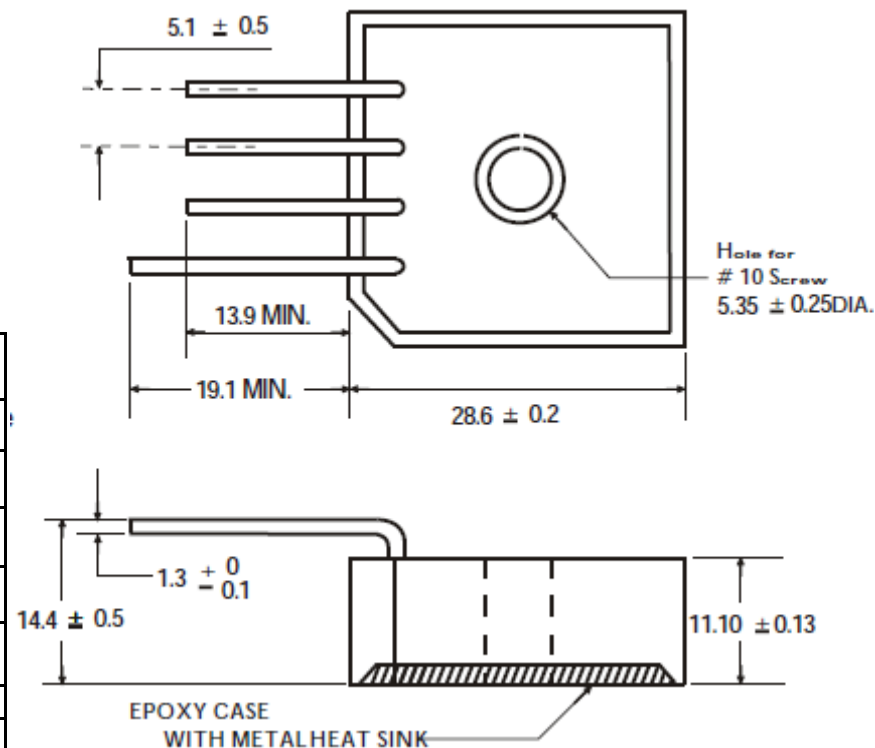
Mechanical Data

Case: Metal electrically isolated ; Epoxy: UL94V-0 rate flame retardent
 Terminals: plated leads solderable per MIL-STD-750, Method 2026
 Polarity: Polarity symbols marked on body
 Weight: 30gr.

Maximum Ratings & Electrical Characteristics Ratings at 25°C ambient temperature

	Symbols	BR3505L	BR351L	BR352L	BR354L	BR356L	BR358L	BR3510L	Unit
Maximum reccurent peak reverse Voltage	VRRM	50	100	200	400	600	800	1000	Volt
Maximum rms Input voltage	VRMS	35	70	140	280	420	560	700	Volt
Maximum dc blocking Voltage	VDC	50	100	200	400	600	800	1000	Volt
Maximum average forward output rectified TA=100°C	I(AV)	35,0							Amps
Peak forward surge current 8,3ms single half sine-wave	IFSM	400							Amps
Maximum forward voltage	VF	1,10							Volt
Maximum revese voltage TA=25°C	IR	10							µA
Maximum revese voltage TA=125°C	IR	500							µA
Operating and storage temperature range	TJ TSTG	-55°C to + 150°C							°C
I ² t rating for fusing	I ² t	664							A ² S
Typical thermal resistance junction to case	R 0 JA	2							°C/W

Technical Drawing (Unit: inch(mm))




QUAD Bridge Rectifier 35A

EDCON-Ser. **E19014**

International Serie: **BR35xxL**

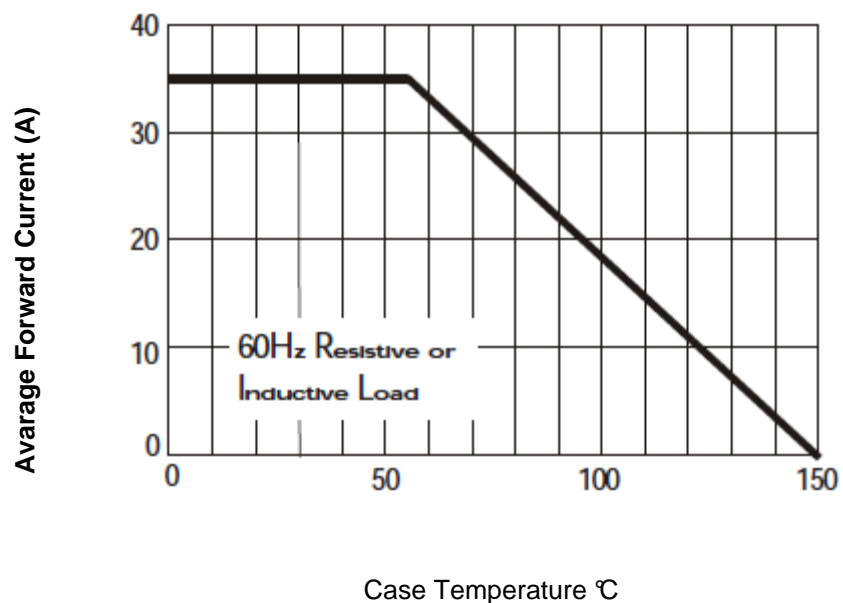
DRW: Jason	CHKD: Wilson	MATL: Wilson	TOLERANCE: Mason	DATE: 10.05.2010
APPD: Schumi	FINISH: Jamy		Sheet No.:	1 from 5

EDCON-COMPONENTS

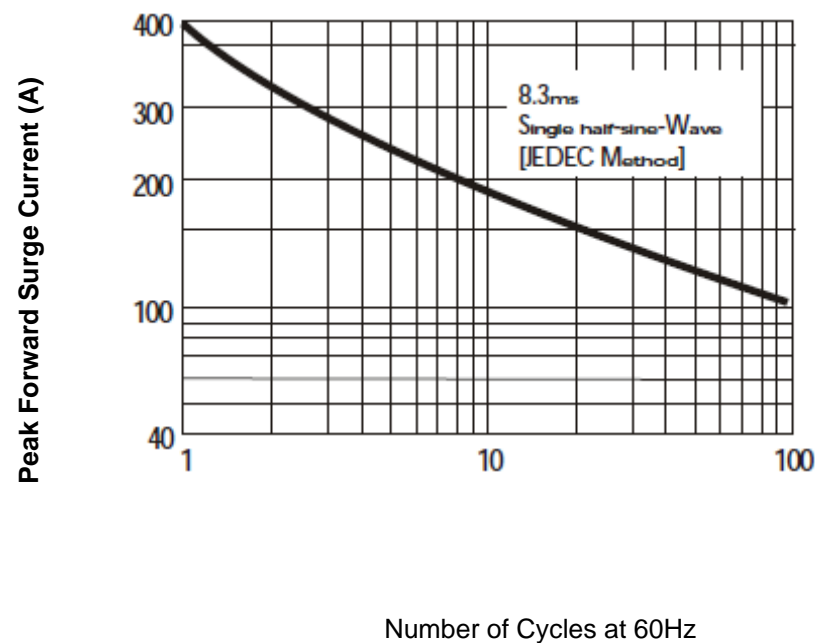


Rating & Characteristics Curves (TA=25°C unless otherwise noted)

Derating Curve for Output Rectified Current



Maximum NON Repetitive Forward Surge Current




QUAD Bridge Rectifier 35A

EDCON-Ser. **E19014**

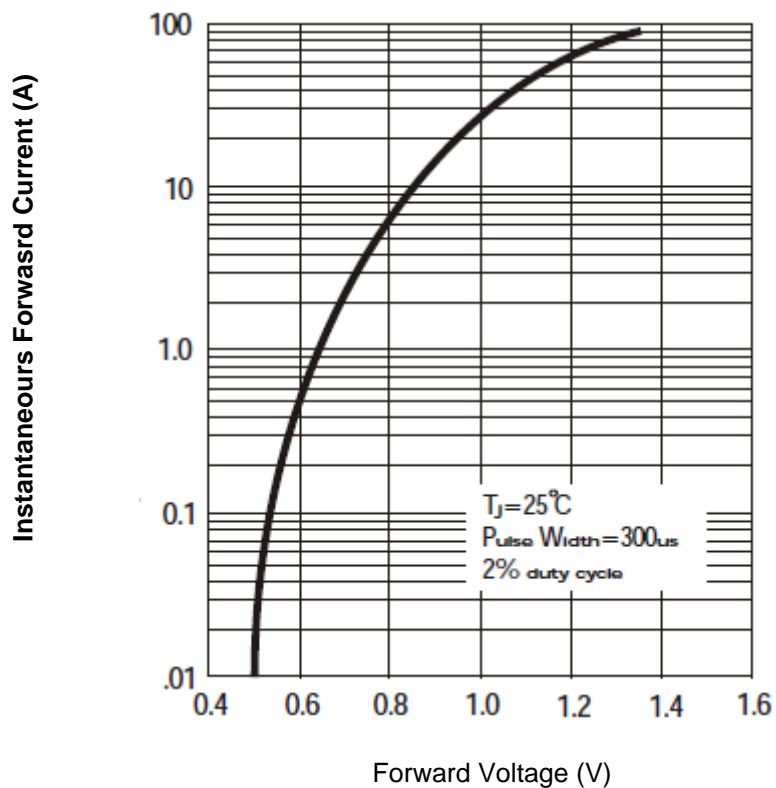
International Serie: **BR35xxL**

DRW:	Jason	CHKD	Wilson	MATL:	Wilson	TOLERANCE	Mason	DATE	10.05.2010
APPD:	Schumi			FINISH	Jamy		Sheet No.	2 from 5	

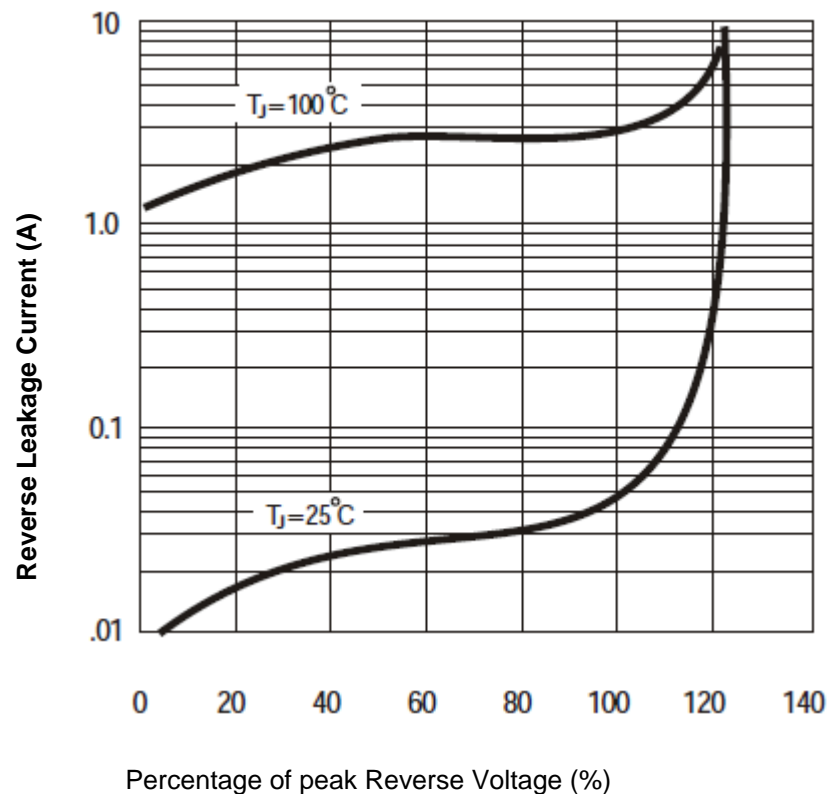


Rating & Characteristics Curves (TA=25°C unless otherwise noted)

Typical Forward Characteristics



Typical Reverse Characteristics




QUAD Bridge Rectifier 35A

EDCON-Ser. **E19014**

International Serie: **BR35xxL**

DRW:	Jason	CHKD	Wilson	MATL:	Wilson	TOLERANCE	Mason	DATE	10.05.2010
APPD:	Schumi			FINISH	Jamy		Sheet No.		3 from 5

EDCON-COMPONENTS



Rating & Characteristics Curves (TA=25°C unless otherwise noted)


Ordering Informations

EDCON Serie	International Type	Lead function	ROHS	Package					
E19014	BR35xxL	LL	R	BX					

Look Voltage Code Table	LL = Long Lead	R = ROHS Conform	BX = Box
	L4 = Lead Length 4mm	N = NON ROHS Conform	

QUAD Bridge Rectifier 35A	
EDCON-Ser.	E19014
International Serie:	BR35xxL

DRW:	Jason	CHKD	Wilson	MATL:	Wilson	TOLERANCE	Mason	DATE	10.05.2010
APPD:	Schumi			FINISH	Jamy		Sheet No.		4 from 5



Soldering Profile Curve

Classification Reflow Profile (JEDEC J-STD-020C)



QUAD Bridge Rectifier 35A

EDCON-Ser. **E19014**

International Serie: **BR35xxL**

DRW:	Jason	CHKD	Wilson	MATL:	Wilson	TOLERANCE	Mason	DATE	10.05.2010
APPD:	Schumi			FINISH	Jamy		Sheet No.	5 from 5	