

EDCON-COMPONENTS



Specifications

Features

- Metal case Maximum Heat Dissipation
- This Serie is UL listed under Recognized Component Index file number E252843
- Surge overload rating - 400 Amperes
- Low forward voltage drop

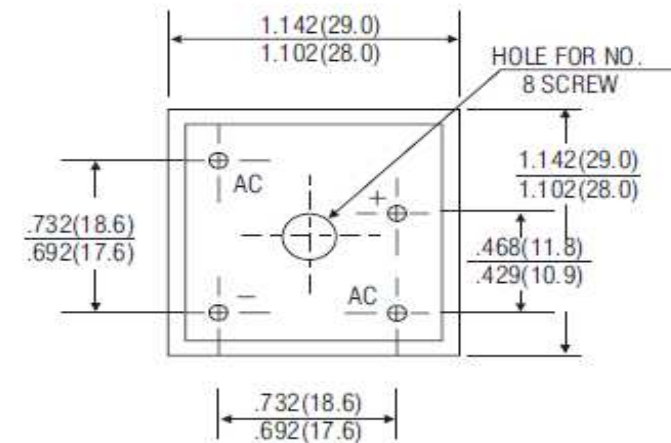
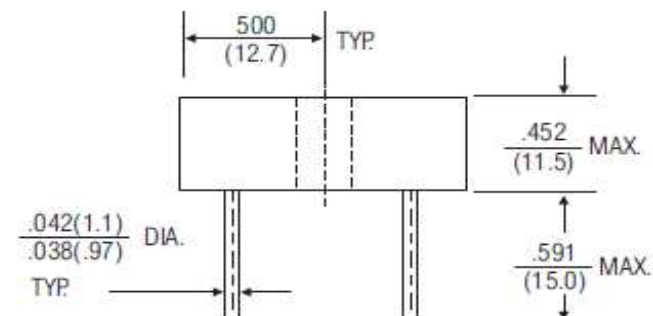
Mechanical Data

- Case: Metal electrically isolated ; Epoxy: UL94V-0 rate flame retardent
- Terminals: plated leads solderable per MIL-STD-750, Method 2026
- Polarity: Polarity symbols marked on body
- Weight: 30gr.

Maximum Ratings & Electrical Characteristics Ratings at 25°C ambient temperature

	Sym bols	KBPC 25005	KBPC 2501	KBPC 2502	KBPC 2504	KBPC 2506	KBPC 2508	KBPC 2510	Unit
Maximum reccurent peak reverse Voltage	VRRM	50	100	200	400	600	800	1000	Volt
Maximum rms Input voltage	VRMS	35	70	140	280	420	560	700	Volt
Maximum dc blocking Voltage	VDC	50	100	200	400	600	800	1000	Volt
Maximum average forward output rectified TA=100°C	I(AV)	25,0							Amps
Peak forward surge current 8,3ms single half sine-wave	IFSM	400							Amps
Maximum forward voltage	VF	1,10							Volt
Maximum revese voltage TA=25°C	IR	10							µA
Maximum revese voltage TA=125°C	IR	500							µA
Operating and storage temperature range	TJ TSTG	-55°C to + 125°C							°C
Type junction capacitance VR=4,0V f=1,0Mhz	CJ	300							pF
Typical thermal resistance junction to case	R 0 JA	2,5							°C/W

Technical Drawing (Unit: inch(mm))



QUAD Bridge Rectifier 25A

EDCON-Ser. **E19007**

DRW: Jason	CHKD: Wilson	MATL: Wilson	TOLERANCE: Mason	DATE: 10.05.2010
APPD: Schumi	FINISH: Jamy		Sheet No.:	1 from 5

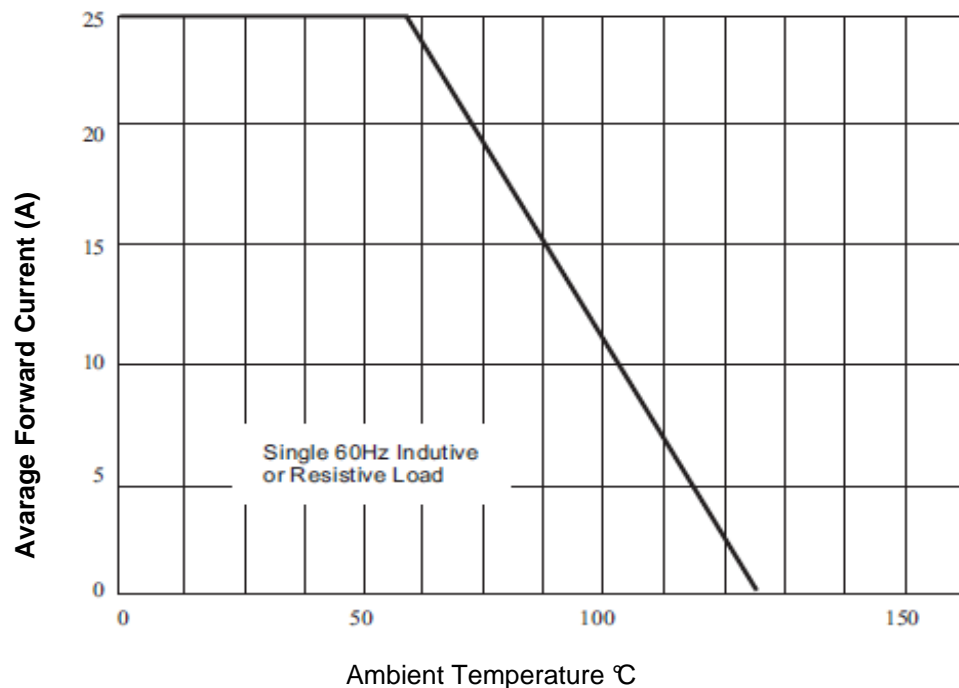
International Serie: **KBPC25xx**

EDCON-COMPONENTS

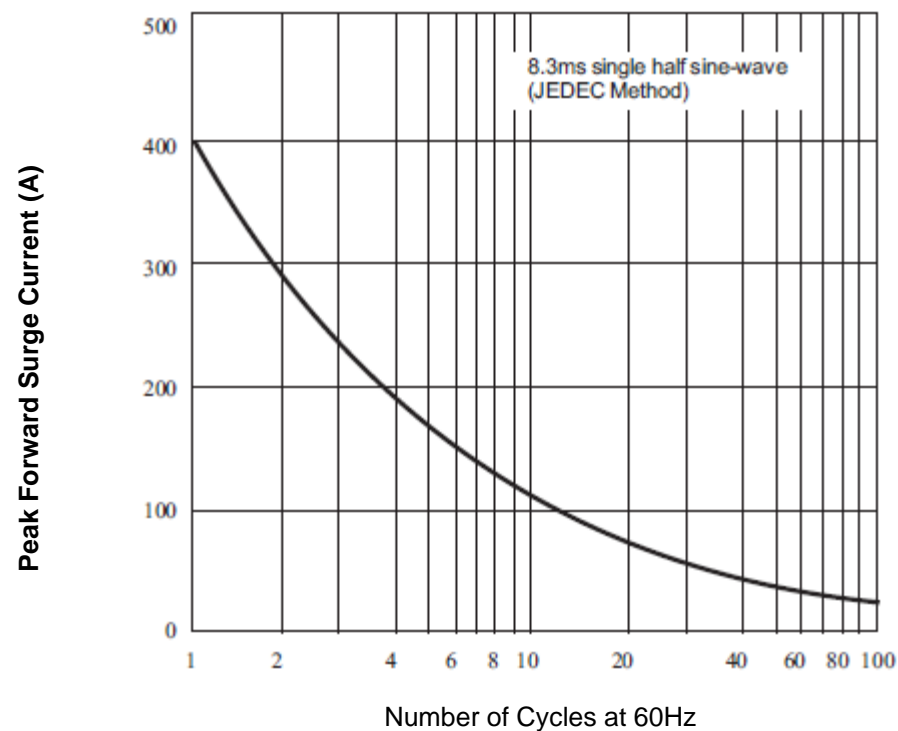


Rating & Characteristics Curves (TA=25°C unless otherwise noted)

Derating Curve for Output Rectified Current



Maximum NON Repetitive Forward Surge Current



QUAD Bridge Rectifier 25A

EDCON-Ser. **E19007**

International Serie: **KBPC25xx**

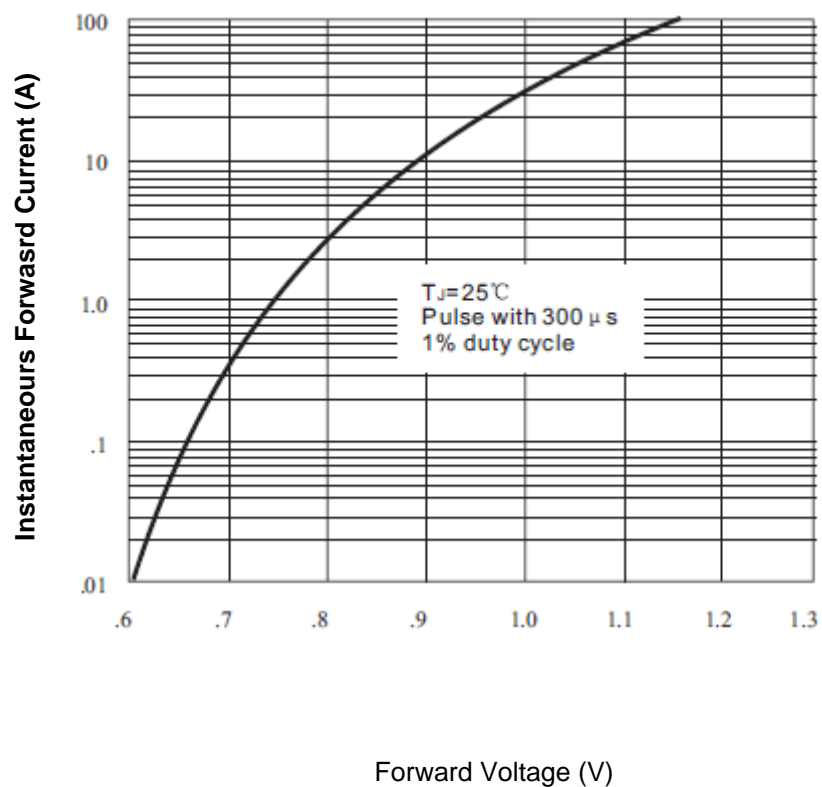
DRW:	Jason	CHKD	Wilson	MATL:	Wilson	TOLERANCE	Mason	DATE	10.05.2010
APPD:	Schumi			FINISH	Jamy		Sheet No.	2 from 5	

EDCON-COMPONENTS

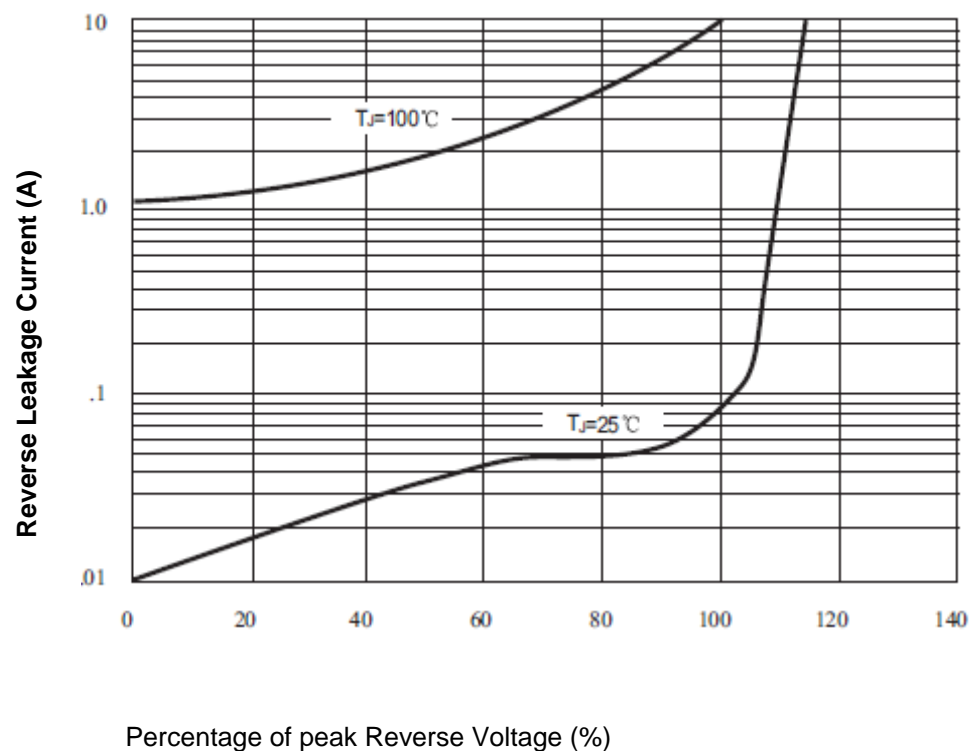


Rating & Characteristics Curves (TA=25°C unless otherwise noted)

Typical Forward Characteristics



Typical Reverse Characteristics



QUAD Bridge Rectifier 25A

EDCON-Ser. **E19007**

International Serie: **KBPC25xx**

DRW:	Jason	CHKD	Wilson	MATL:	Wilson	TOLERANCE	Mason	DATE	10.05.2010
APPD:	Schumi			FINISH	Jamy		Sheet No.		3 from 5

EDCON-COMPONENTS



Rating & Characteristics Curves (TA=25°C unless otherwise noted)

Ordering Informations

EDCON Serie	International Type	Lead funtion	ROHS	Package					
E19007	KBPC25xx	LL	R	BX					

Look Voltage Code Table	LL = Long Lead	R = ROHS Conform	BX = Box
	L4 = Lead length 4mm	N = NON ROHS Conform	

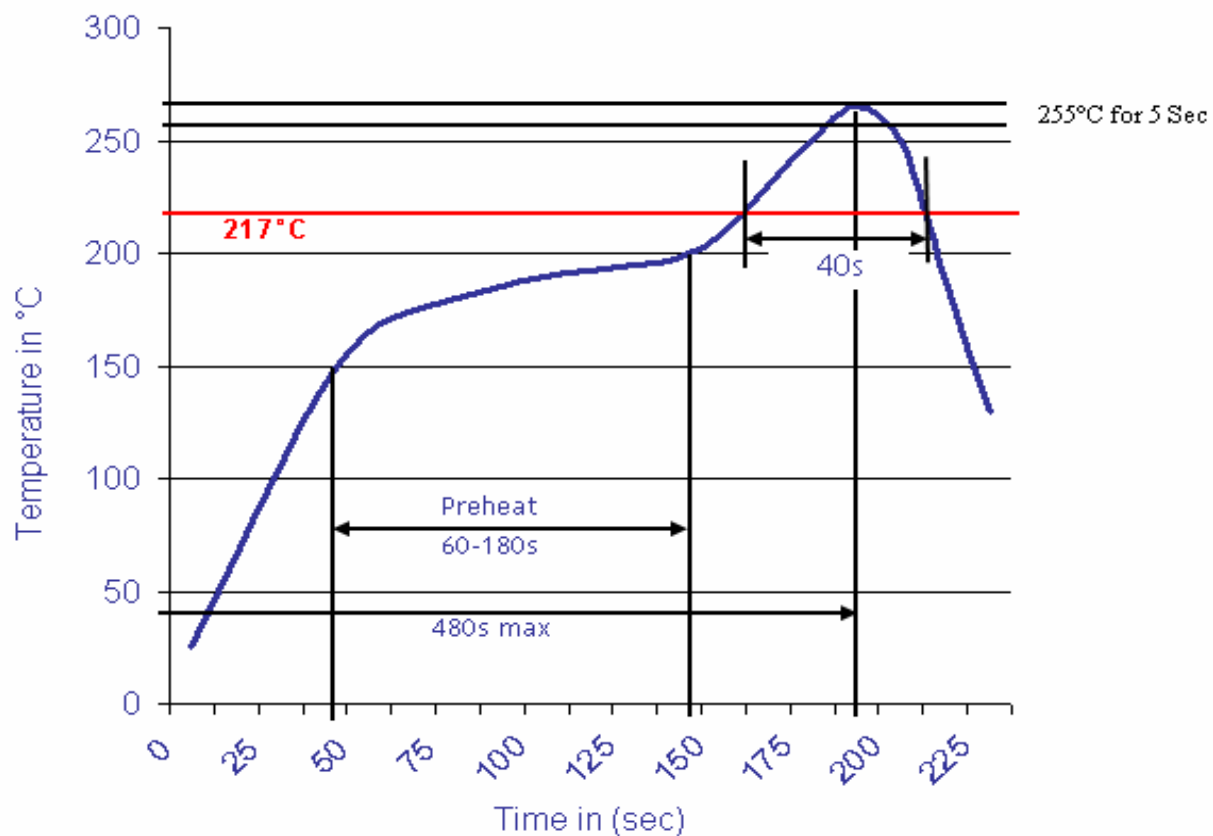
QUAD Bridge Rectifier 25A	
EDCON-Ser.	E19007
International Serie:	KBPC25xx

DRW:	Jason	CHKD	Wilson	MATL:	Wilson	TOLERANCE	Mason	DATE	10.05.2010
APPD:	Schumi			FINISH	Jamy		Sheet No.		4 from 5



Soldering Profile Curve

Classification Reflow Profile (JEDEC J-STD-020C)



QUAD Bridge Rectifier 25A	
EDCON-Ser.	E19007
International Serie:	KBPC25xx

DRW:	Jason	CHKD	Wilson	MATL:	Wilson	TOLERANCE	Mason	DATE	10.05.2010
APPD:	Schumi			FINISH	Jamy		Sheet No.	5 from 5	