

EDCON-COMPONENTS



Specifications

Features

- Plastic package has Underwriters Laboratory Flammability Classification 94V-0
- High Surce current capability
- UL file number: E252843
- High temperature soldering guaranted: 250°C/10secon ds at 5lbs. (2,3kg) tension

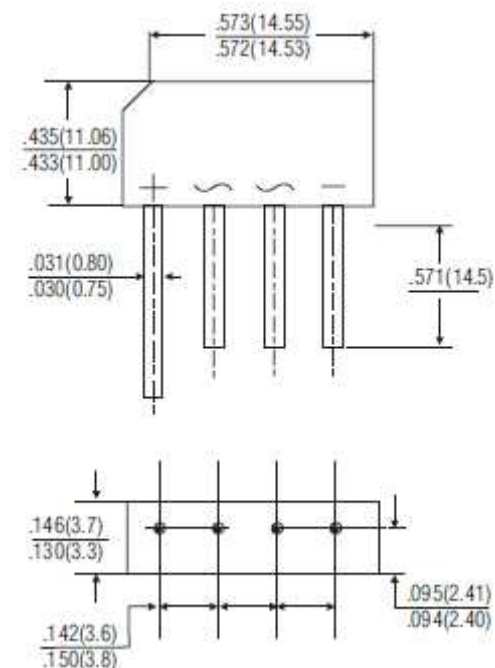
Mechanical Data

- CASE: Molded plastic body over passivated junctions
- Terminals: plated leads solderable per MIL-STD-750, Method 2026
- Polarity: Polarity symbols marked on body
- Weight: 1,62gr.

Maximum Ratings & Electrical Characteristics Ratings at 25°C ambient temperature

	Sym bols	KBP 005G	KBP 01G	KBP 02G	KBP 04G	KBP 06G	KBP 08G	KBP 10G	Unit
Maximum reecurrent peak reverse Voltage	VRRM	50	100	200	400	600	800	1000	Volt
Maximum rms Input voltage	VRMS	35	70	140	280	420	560	700	Volt
Maximum dc blocking Voltage	VDC	50	100	200	400	600	800	1000	Volt
Maximum average forward output rectified TA=50°C	I(AV)	1,5							Amps
Peak forward surge current 8,3ms single half sine-wave	IFSM	50							Amps
Maximum forward voltage IF=1,5A	VF	1,1							Volt
Maximum revese voltage TA=25°C	IR	5,0							µA
Maximum revese voltage TA=125°C	IR	500							µA
Type junction capacitance VR=3,0V f=1,0Mhz	CJ	15							pf
Operating and storage temperature range	TJ TSTG	-55°C to + 150°C							°C

Technical Drawing (Unit: inch(mm))



**Single Inline Bridge Rectifier
1,5A (Glass Passivated)**

EDCON-Ser. **E14033**

International
Serie: **KBPxxG**

DRW:	Jason	CHKD	Wilson	MATL:	Wilson	TOLERANCE	Mason	DATE	10.05.2010
APPD:	Schumi			FINISH	Jamy		Sheet No.		1 from 5

www.edcon-components.com

email: info@edcon-components.com

EDCON-COMPONENTS



Rating & Characteristics Curves (TA=25°C unless otherwise noted)

FIG.1-TYPICAL FORWARD CURRENT DERATING CURVE

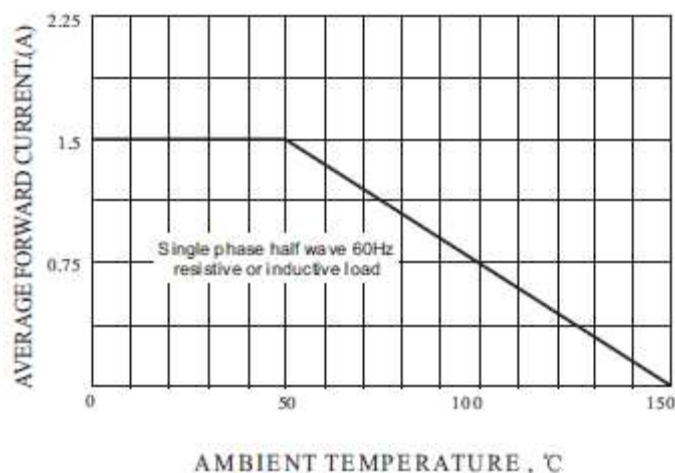
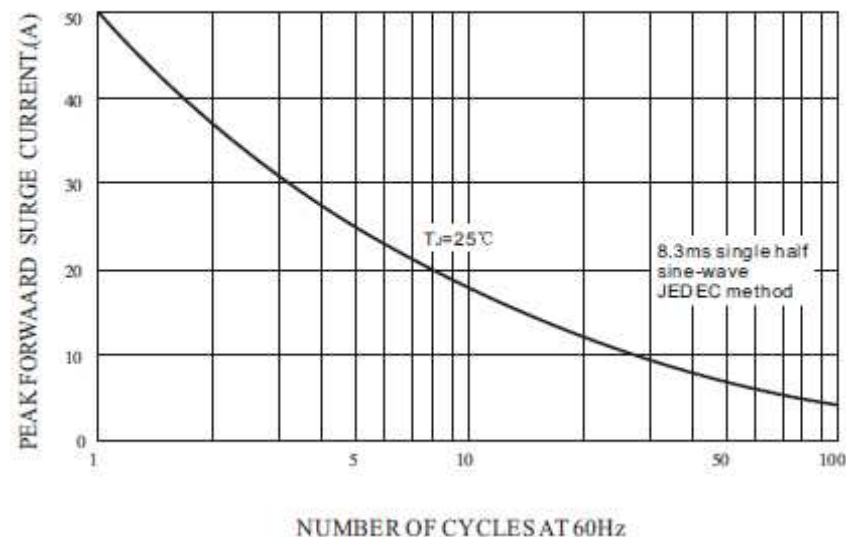


FIG.2-MAXIMUM NON-REPETITIVE FORWARD SURGE CURRENT



**Single Inline Bridge Rectifier
1,5A (Glass Passivated)**

EDCON-Ser. **E14033**

International Serie: **KBPxxG**

DRW:	Jason	CHKD	Wilson	MATL:	Wilson	TOLERANCE	Mason	DATE	10.05.2010
APPD:	Schumi			FINISH	Jamy		Sheet No.	2 from 5	

www.edcon-components.com

email: info@edcon-components.com



Rating & Characteristics Curves (TA=25°C unless otherwise noted)

FIG.3-TYPICAL FORWARD CHARACTERISTICS

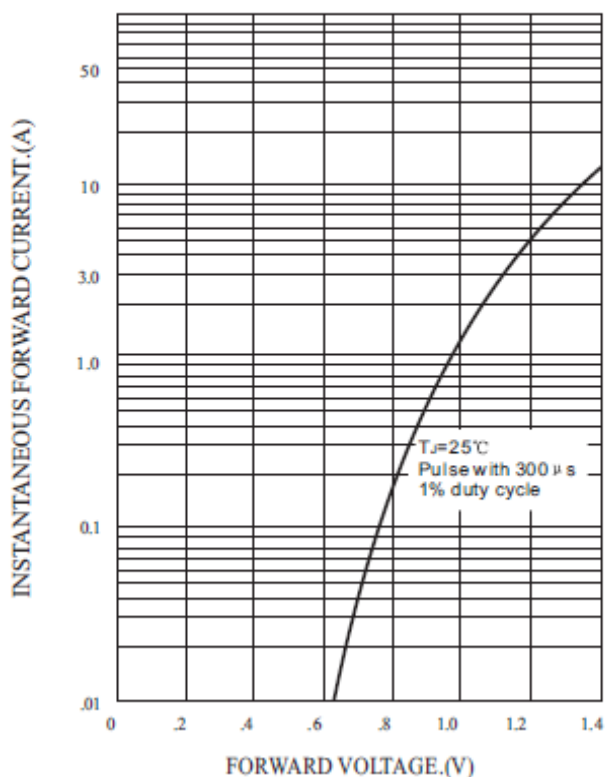
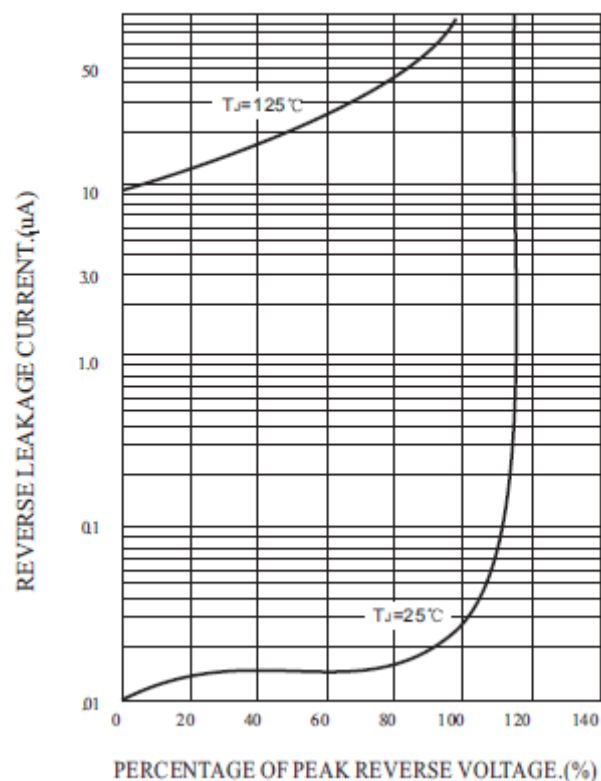


FIG.4-TYPICAL REVERSE CHARACTERISTICS



Single In-Line Bridge Rectifier
1,5A (Glass Passivated)

EDCON-Ser. **E14033**

International Serie: **KBPxxG**

DRW:	Jason	CHKD	Wilson	MATL:	Wilson	TOLERANCE	Mason	DATE	10.05.2010
APPD:	Schumi			FINISH	Jamy		Sheet No.		3 from 5

EDCON-COMPONENTS



Ordering Informations

EDCON Serie	International Type	Lead Information	ROHS	Package						
-------------	--------------------	------------------	------	---------	--	--	--	--	--	--

E14033	KBP005G	LL	R	BX						
---------------	----------------	-----------	----------	-----------	--	--	--	--	--	--

Look Voltage Code Table	LL = Long Lead	R = ROHS Conform	BX = Box Packing
	L4 = Lead Length 4mm	N = NON ROHS Conform	

Single Inline Bridge Rectifier 1,5A (Glass Passivated)	
EDCON-Ser.	E14033
International Serie:	KBPxxG

DRW:	Jason	CHKD	Wilson	MATL:	Wilson	TOLERANCE	Mason	DATE	10.05.2010
APPD:	Schumi			FINISH	Jamy			Sheet No.	4 from 5



Soldering Profile Curve

Classification Reflow Profile (JEDEC J-STD-020C)



Single Inline Bridge Rectifier 1,5A (Glass Passivated)	
EDCON-Ser.	E14033
International Serie:	KBPxxG

DRW:	Jason	CHKD	Wilson	MATL:	Wilson	TOLERANCE	Mason	DATE	10.05.2010
APPD:	Schumi			FINISH	Jamy		Sheet No.	5 from 5	