

EDCON-COMPONENTS



Specifications

Features

Plastic Package has Underwriters Laboratory Flamability Classification 94V-0
 This Serie is UL listed under Recognized Component Index file number E252843
 High Surge current capability

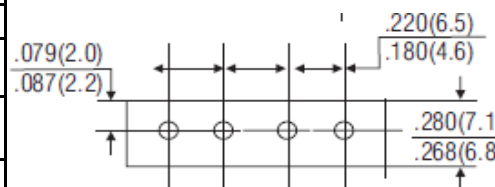
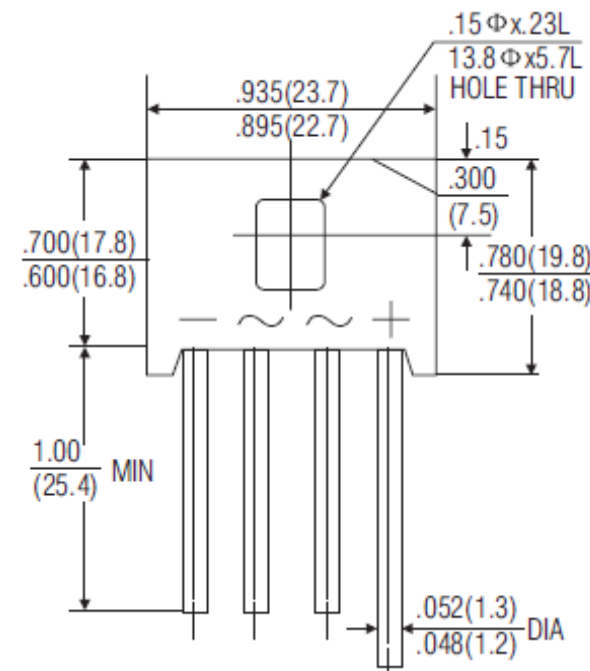
Mechanical Data

Case: Molded plastic body
 Terminals: plated leads solderable per MIL-STD-750, Method 2026
 Polarity: Polarity symbols marked on body
 Weight: 5,18gr.

Maximum Ratings & Electrical Characteristics Ratings at 25°C ambient temperature

	Symbols	KBU 601G	KBU 602G	KBU 603G	KBU 604G	KBU 605G	KBU 606G	KBU 608G	Unit
Maximum reecurrent peak reverse Voltage	VRRM	50	100	200	400	600	800	1000	Volt
Maximum rms Input voltage	VRMS	35	70	140	280	420	560	700	Volt
Maximum dc blocking Voltage	VDC	50	100	200	400	600	800	1000	Volt
Maximum average forward output rectified TA=100°C	I(AV)	6,0							Amps
Peak forward surge current 8,3ms single half sine-wave	IFSM	150							Amps
Maximum forward voltage	VF	1,1							Volt
Maximum revese voltage TA=25°C	IR	10,0							µA
Maximum revese voltage TA=125°C	IR	1000							µA
Operating and storage temperature range	TJ TSTG	-55°C to + 150°C							°C

Technical Drawing (Unit: inch(mm))



Single Inline Bridge Rectifier 6,0A (Glass Passivated)	
EDCON-Ser.	E14013
International Serie:	KBU6xxG / RS6xx

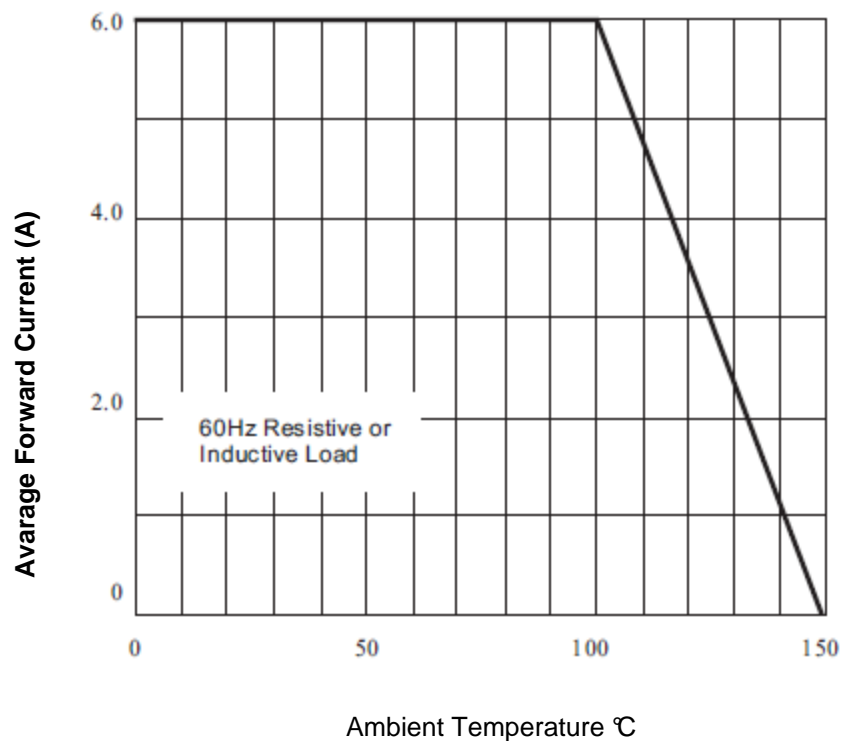
DRW:	Jason	CHKD	Wilson	MATL:	Wilson	TOLERANCE	Mason	DATE	10.05.2010
APPD:	Schumi			FINISH	Jamy		Sheet No.		1 from 5

EDCON-COMPONENTS

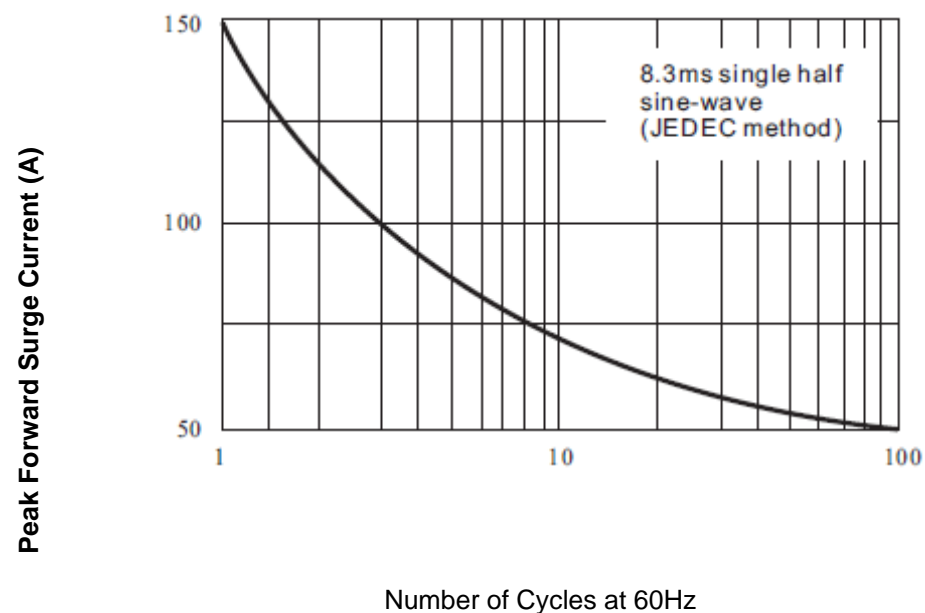


Rating & Characteristics Curves (TA=25°C unless otherwise noted)

Typical Forward Current Characteristics Derating Curve



Maximum NON Repetitive Forward Surge Current



**Single Inline Bridge Rectifier
6,0A (Glass Passivated)**

EDCON-Ser.	E14013
International Serie:	KBU6xxG / RS6xx

DRW:	Jason	CHKD	Wilson	MATL:	Wilson	TOLERANCE	Mason	DATE	10.05.2010
APPD:	Schumi			FINISH	Jamy		Sheet No.	2 from 5	

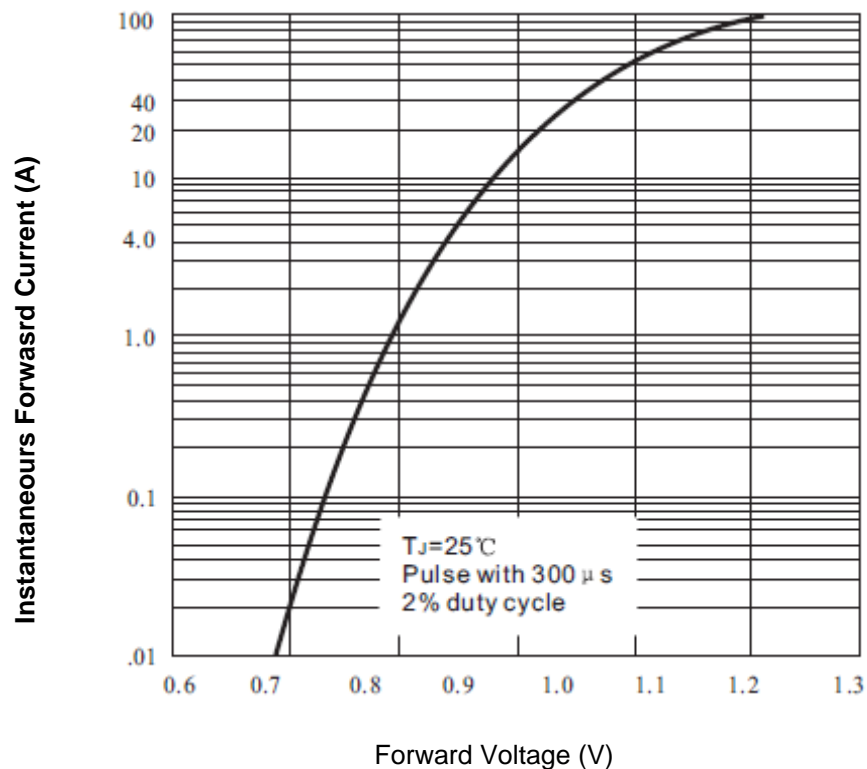
www.edcon-components.com

email: info@edcon-components.com

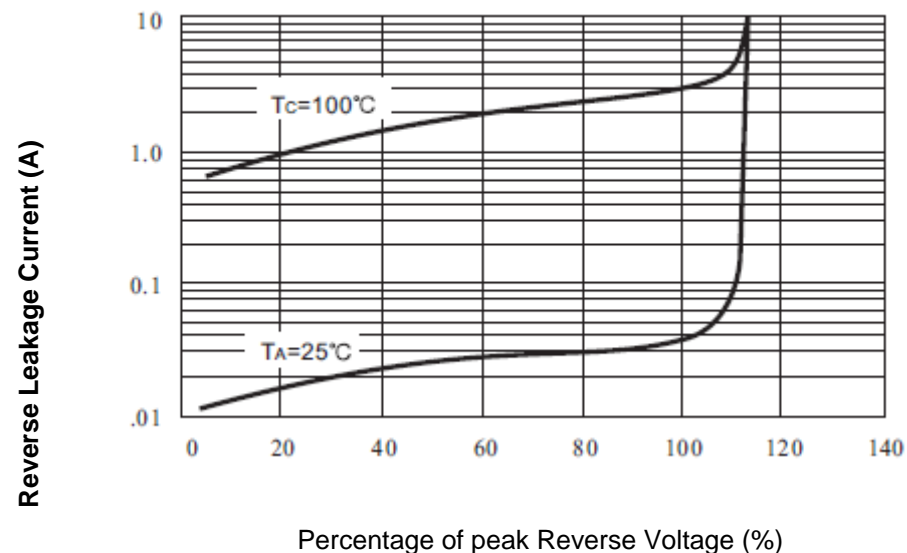


Rating & Characteristics Curves (TA=25°C unless otherwise noted)

Typical Forward Characteristics



Typical Reverse Characteristics



**Single Inline Bridge Rectifier
6,0A (Glass Passivated)**

EDCON-Ser.	E14013
International Serie:	KBU6xxG / RS6xx

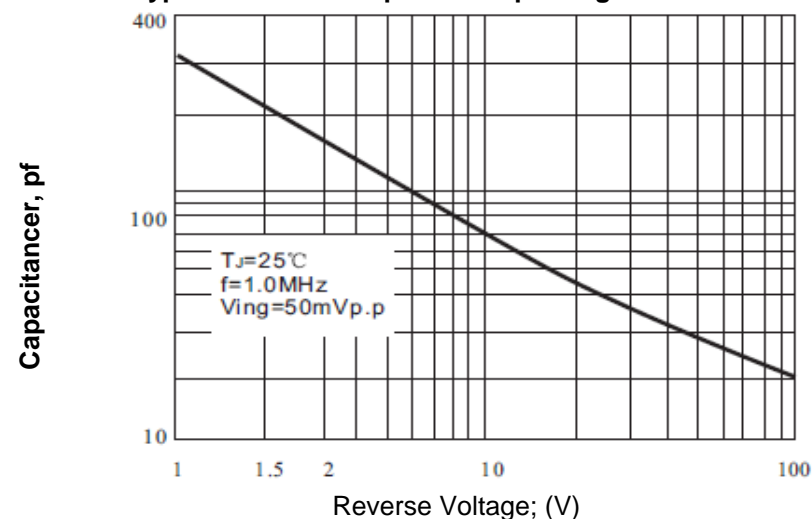
DRW:	Jason	CHKD	Wilson	MATL:	Wilson	TOLERANCE	Mason	DATE	10.05.2010
APPD:	Schumi			FINISH	Jamy		Sheet No.	3 from 5	

EDCON-COMPONENTS



Rating & Characteristics Curves (TA=25°C unless otherwise noted)

Typical Junction Capacitance per Leg



Ordering Informations

EDCON Serie	International Type	Lead Information	ROHS	Package					
E14013	GBU6xxG	LL	R	BX					

Look Voltage Code Table	LL = Long Lead	R = ROHS Conform	BX = Box
	L5 = Lead Length 5mm	N = NON ROHS Conform	

Single Inline Bridge Rectifier 6,0A (Glass Passivated)	
EDCON-Ser.	E14013
International Serie:	KBU6xxG / RS6xx

DRW:	Jason	CHKD	Wilson	MATL:	Wilson	TOLERANCE	Mason	DATE	10.05.2010
APPD:	Schumi			FINISH	Jamy		Sheet No.		4 from 5



Soldering Profile Curve

Classification Reflow Profile (JEDEC J-STD-020C)



Single Inline Bridge Rectifier 6,0A (Glass Passivated)	
EDCON-Ser.	E14013
International Serie:	KBU6xxG / RS6xx

DRW:	Jason	CHKD	Wilson	MATL:	Wilson	TOLERANCE	Mason	DATE	10.05.2010
APPD:	Schumi			FINISH	Jamy		Sheet No.	5 from 5	