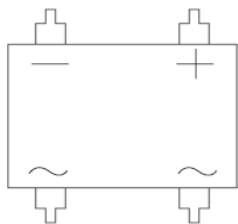


# EDCON-COMPONENTS



## Specifications

### Features

- Plastic package has Underwriters Laboratory Flammability Classification 94V-0
- High surge current capability
- UL-File number: E252843
- High temperature soldering guaranteed 250°C / 10sec

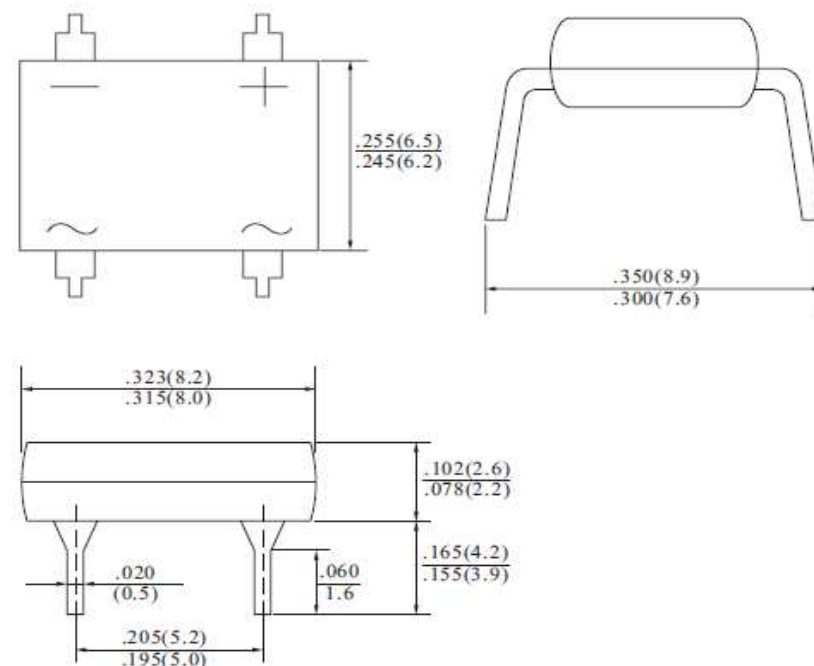
### Mechanical Data

- Molded plastic body over passivated junctions Terminals plated leads solderable per MIL-STD-750 Method 2026
- Polarity symbols marked on body
- Weight 0,34gramm

### Maximum Ratings & Electrical Characteristics Ratings at 25°C ambient temperature

	SYMBOLS	DB	DB	DB	DB	DB	DB	DB	UNITS
		151	152	153	154	155	156	157	
		DF	DF	DF	DF	DF	DF	DF	
		15005	1501	1502	1504	1506	1508	1510	
Maximum repetitive peak reverse voltage	VRRM	50	100	200	400	600	800	1000	Volts
Maximum RMS voltage	VRMS	35	70	140	280	420	560	700	Volts
Maximum DC blocking voltage	VDC	50	100	200	400	600	800	1000	Volts
Maximum average forward output rectified current $T_A=40^\circ\text{C}$	I(AV)	1.5							Amp
Peak forward surge current 8.3ms single half sine-wave	IFSM	50.0							Amps
Maximum forward voltage @IF=1.0A	VF	1.1							Volts
Maximum reverse voltage $T_A=25^\circ\text{C}$ $T_A=125^\circ\text{C}$	IR	5.0 500							$\mu\text{A}$
Type junction capacitance $VR=4.0\text{V}$ $f=1.0\text{MHz}$	CJ	150.0							pF
Operating junction and storage temperature range	TJ.TSTG	-55 to +150							$^\circ\text{C}$

## Technical Drawing (Unit: inch(mm))



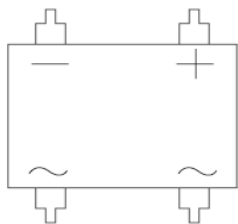
<b>Dual Inline Bridge Rectifier 1,5A (Glass Passivated)</b>	
EDCON-Ser.	<b>E11004</b>
International Serie:	<b>DF / DBxxx</b>

DRW:	Jason	CHKD:	Wilson	MATL:	Wilson	TOLERANCE:	Mason	DATE:	10.05.2010
APPD:	Schumi			FINISH:	Jamy		Sheet No.		1 from 5

[www.edcon-components.com](http://www.edcon-components.com)

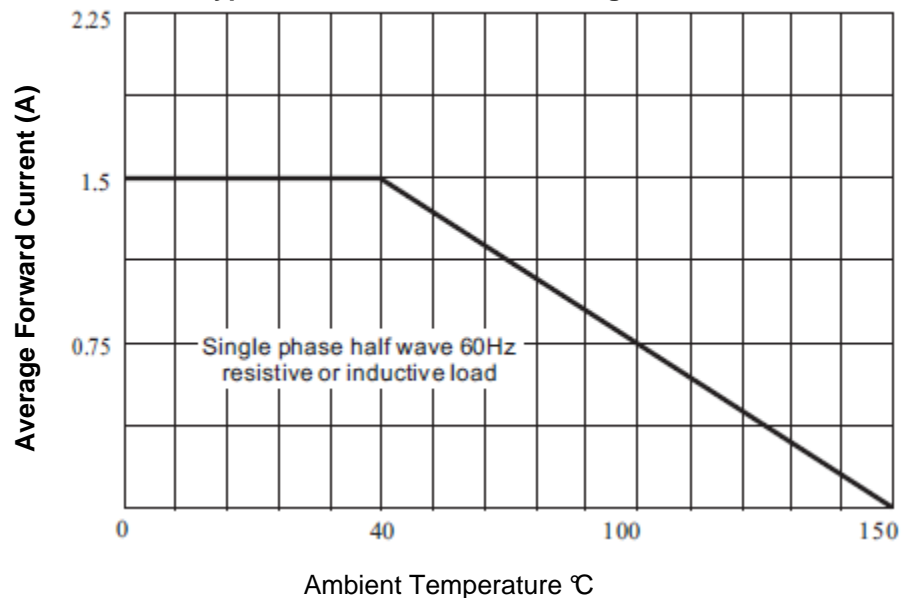
email: info@edcon-components.com

# EDCON-COMPONENTS

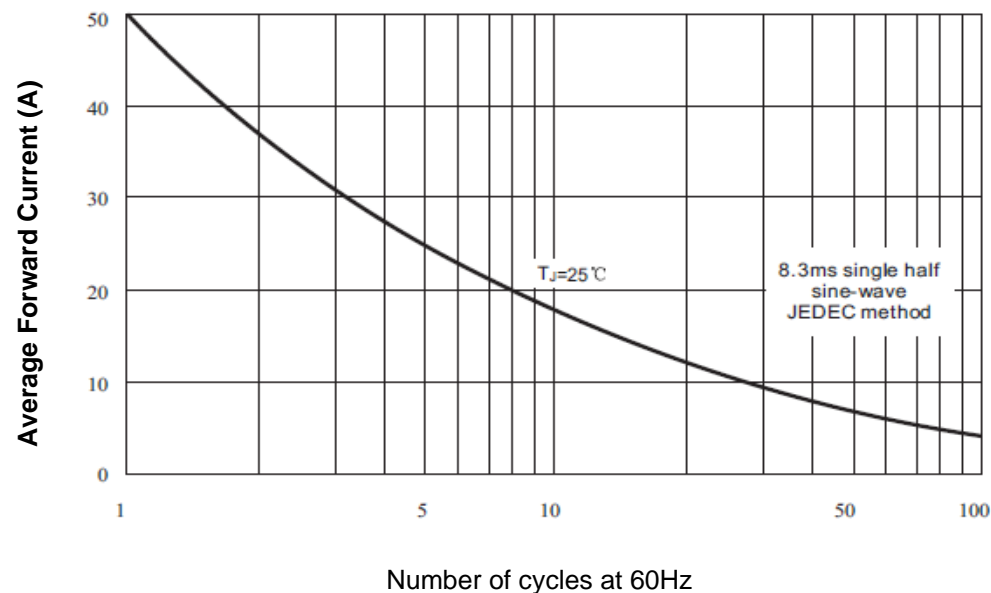


Rating & Characteristics Curves (TA=25°C unless otherwise noted)

Typical Forward Current Derating Curve



Maximum NON-Repetitive Forward Surge Current

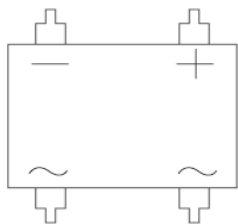


<b>Dual Inline Bridge Rectifier 1,5A (Glass Passivated)</b>	
EDCON-Ser.	<b>E11004</b>
International Serie:	<b>DF / DBxxx</b>

DRW:	Jason	CHKD	Wilson	MATL:	Wilson	TOLERANCE	Mason	DATE	10.05.2010
APPD:	Schumi			FINISH	Jamy		Sheet No.	2 from 5	

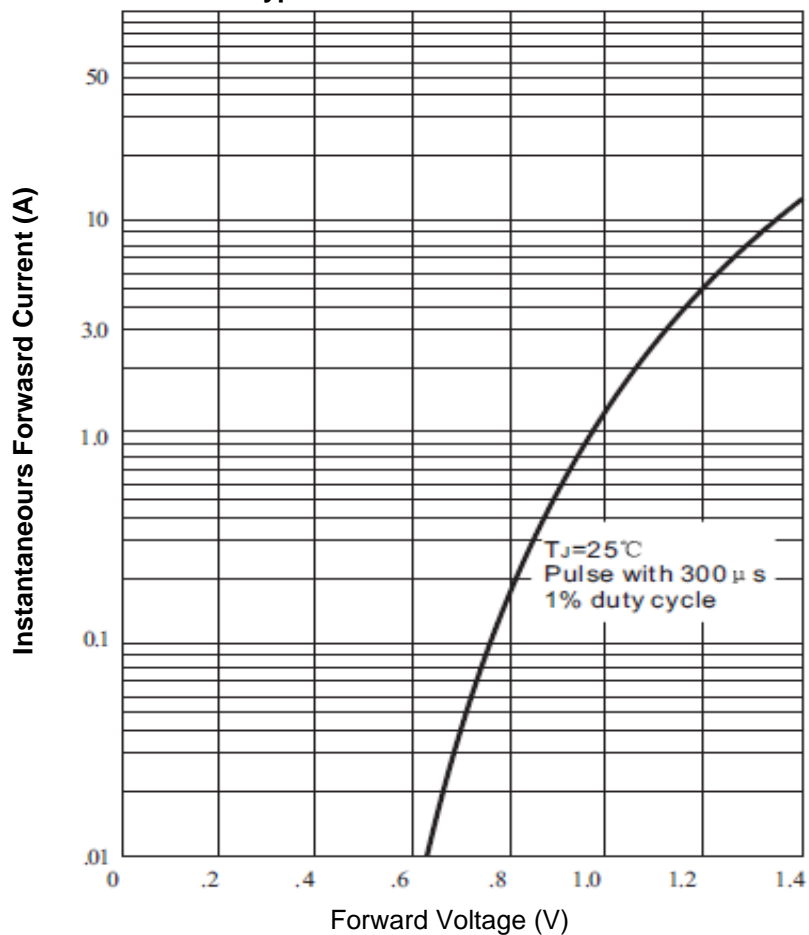
[www.edcon-components.com](http://www.edcon-components.com)

email: [info@edcon-components.com](mailto:info@edcon-components.com)

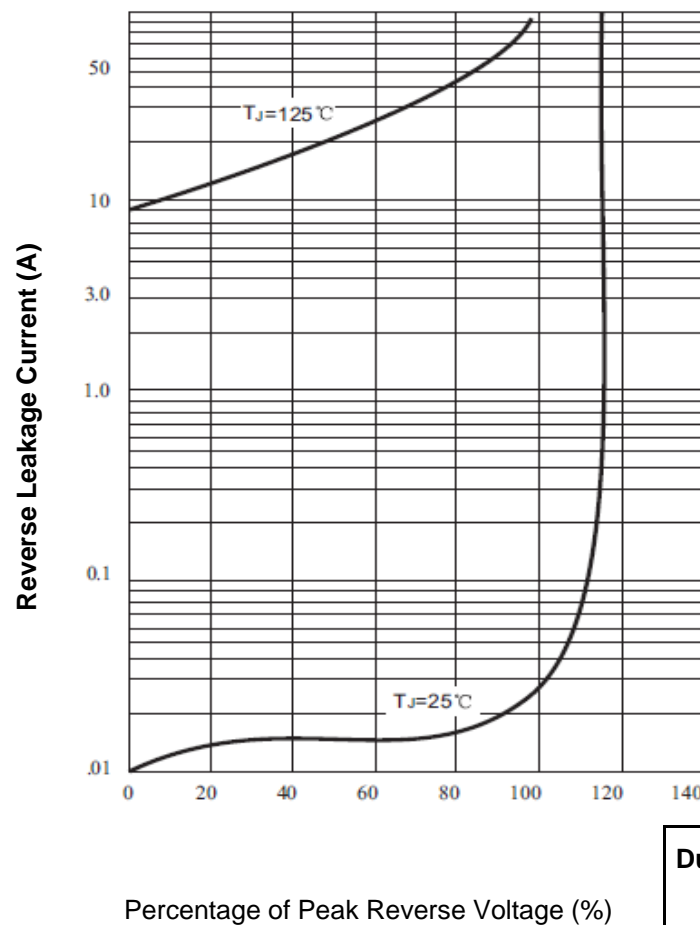


## Rating & Characteristics Curves (TA=25°C unless otherwise noted)

### Typical Forward Characteristics



### Typical Reverse Characteristics

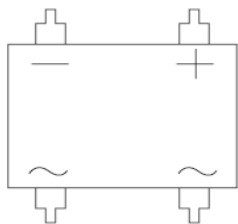


**Dual In-line Bridge Rectifier 1,5A  
(Glass Passivated)**

EDCON-Ser.	<b>E11004</b>
International Serie:	<b>DF / DBxxx</b>

DRW:	Jason	CHKD	Wilson	MATL:	Wilson	TOLERANCE	Mason	DATE	10.05.2010
APPD:	Schumi			FINISH	Jamy		Sheet No.		3 from 5

# EDCON-COMPONENTS



## Ordering Informations

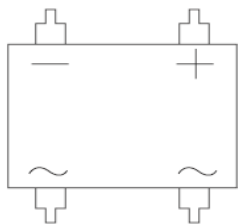
EDCON Serie	International Type	NO Function	ROHS	Package						
-------------	--------------------	-------------	------	---------	--	--	--	--	--	--

<b>E11004</b>	<b>DB15x</b>	<b>XX</b>	<b>R</b>	<b>TU</b>						
---------------	--------------	-----------	----------	-----------	--	--	--	--	--	--

Look Voltage Code Table		R= ROHS Conform	TU= Tupe
		N= NON ROHS Conform	

<b>Dual Inline Bridge Rectifier 1,5A (Glass Passivated)</b>	
EDCON-Ser.	<b>E11004</b>
International Serie:	<b>DF / DBxxx</b>

DRW:	Jason	CHKD	Wilson	MATL:	Wilson	TOLERANCE	Mason	DATE	10.05.2010
APPD:	Schumi			FINISH	Jamy			Sheet No.	4 from 5



Soldering Profile Curve

Classification Reflow Profile (JEDEC J-STD-020C)



<b>Dual Inline Bridge Rectifier 1,5A (Glass Passivated)</b>	
EDCON-Ser.	<b>E11004</b>
International Serie:	<b>DF / DBxxx</b>

DRW:	Jason	CHKD	Wilson	MATL:	Wilson	TOLERANCE	Mason	DATE	10.05.2010
APPD:	Schumi			FINISH	Jamy		Sheet No.	5 from 5	