

Dimension (mm)	
Length:	7,0
Wide:	5,0

Ceramic Body with Metal Cap



SPECIFICATION:

Frequency Range:	1,000 ~ 160,0 Mhz
Operation Mode:	C-MOS / HC-Mos
Operating Temperature:	.-10°C ~ +70°C / -40°C ~ + 85°C
Storage Temperature:	.-55°C ~ +125°C
Frequency Stability:	10ppm / 25ppm / 50ppm
Temperature Stability:	./-20ppm ~ ./-100ppm
Output Current:	± 8mA max.
Output Voltage Voh	90% Vdd
Output Voltage Vol	10% Vdd
Start-Up time:	10ms max.
Aging @ xx per Year	./- 5ppm
Operating Voltage	2,8V±5%, 3,3V±5%, 5,0V±10%

Technical and Mechanical Explanation

Temperature cycling:	. +/-5ppm max. -55°C to +85°C, 3Cycles, 2hours max. Reference 25°C.
Thermal Shock:	. +85°C and -55°C. Exposure time at extreme temperature for 5 minutes, 3 cycles.
Vibration:	Frequency with an amplitude of 1,5mm sweeping between 10Hz to 55Hz within 1 minute for 2 hours minimum on each axis (x,y,z)
Drop test:	Natural drop on a hard wood board at 75cm , 3 times
Humidity:	85% RH at +85°C, 96 hours minimum
Marking permanency:	Dip units in solvents, 10strokes with brush , 3 times
Fine leak test:	Helium leak, <2E-8atm. Cc/sec.
Gross leak test:	100% in De-ionized water or Perfluorocarbon for 60s. Min.
Solderability:	Dip in solder (255°C +/- 5°C for 5 seconds. More than 95% of surface being tested should be coated uniformly with solder.
Lead bend:	Will with stand maximum bend of 90°C reference to base for 2 bends.

SPECIFICATION:


Current consumption	1,0Mhz ~ 50,0MHz	40mA max.
Current consumption	40,0MHz ~ 100,0MHz	70mA max.
Current consumption	80,0MHz ~ 160,0MHz	90mA max.
Rise & Fall Time	1,0Mhz ~ 50,0MHz	8ns. Max
Rise & Fall Time	40,0MHz ~ 100,0MHz	6ns. Max
Rise & Fall Time	80,0MHz ~ 160,0MHz	3ns. Max

Inclusive of initial frequency tolerances at 25°C operating temperature range, supply voltage change, load variation and 1st year aging. Please consult our sales representation for other specifications.

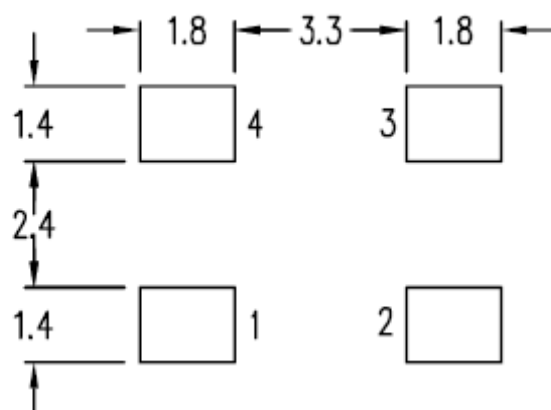
**Quarz Crystal Oscillator
7,0x5,0mm**

Part No.: **O14008**

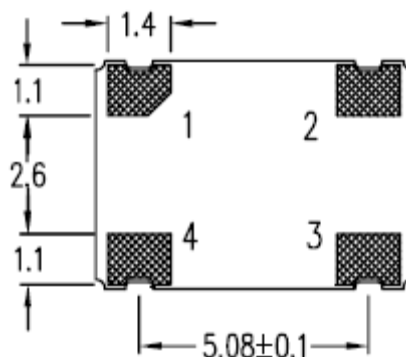
DRW:	HQ	CHKD	Wilson	MATL:	WHX	TOLERANCE	John	DATE	07.06.2016	Customer:
APPD:	YQ	HHQ		FINISH	XM		Sheet No.		1 from 4	



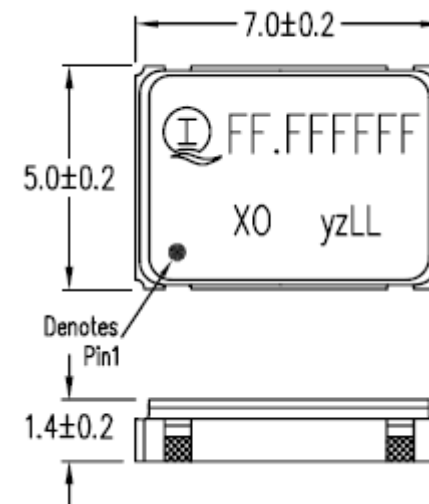
P.C.B Layout



Drawing




1	Enable/Disable*
2	GND
3	Output
4	VDD



**Quarz Crystal Oscillator
 7,0x5,0mm**

Part No.: **O14008**

DRW:	HQ	CHKD	Wilson	MATL:	WHX	TOLERANCE	John	DATE	07.06.2016
APPD:	YQ	HHQ		FINISH	XM		Sheet No.	2 from 4	Customer:




Ordering Informations

Serie	Frequency	Frequency Stability (ppm)	Temperature Stability (ppm)	Operating Temperature	Voltage Select	Type	ROHS Conform	Packing
O14008	xxMxxxxx	A	1	A	2	C	R	TR

xMxxxxx Mhz (max 8 Letters)		1= 100ppm	A= -0°C ~ +60°C	1= 1,8Volt	C= C-Mos	R= Rohs Conform	BU= Bulk Ware
	B= 50ppm	2= 50ppm	B= -20°C ~ +70°C	2= 2,5Volt	H= HC-Mos	N= NON Rohs Conform	TR= Tape Reel 1K PCS
		3= 30ppm	C= -40°C ~ +85°C	3= 3,3Volt			
	D= 25ppm	4= 20ppm		5= 5,0Volt			
	E= 10ppm						

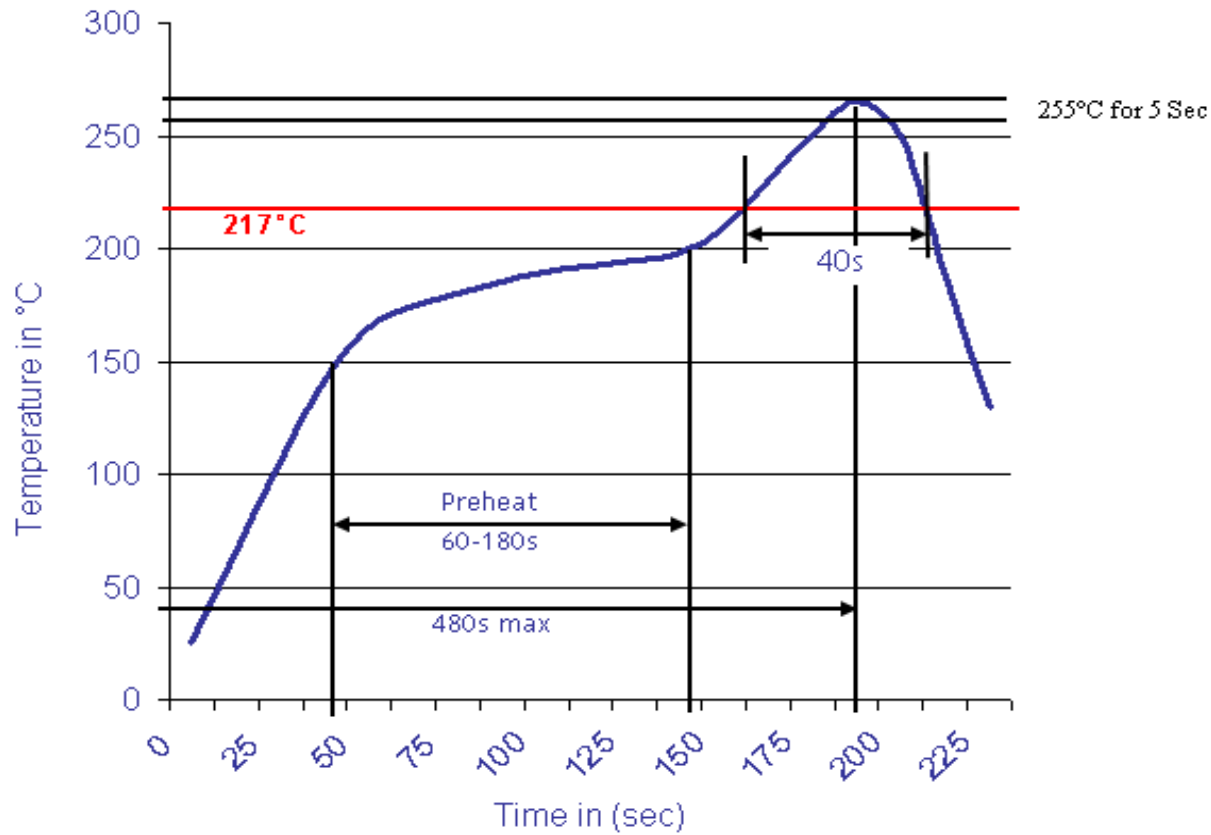
Quarz Crystal Oscillator 7,0x5,0mm	
Part No.:	O14008
Customer:	

DRW:	HQ	CHKD	Wilson	MATL:	WHX	TOLERANCE	John	DATE	07.06.2016
APPD:	YQ	HHQ		FINISH	XM		Sheet No.		3 from 4



Soldering Conditions

Classification Reflow Profile (JEDEC J-STD-020C)



Quarz Crystal Oscillator 7,0x5,0mm	
Part No.:	O14008
Customer:	

DRW:	HQ	CHKD	Wilson	MATL:	WHX	TOLERANCE	John	DATE	07.06.2016
APPD:	YQ	HHQ		FINISH	XM		Sheet No.	4 from 4	