

EDCON-COMPONENTS



SPECIFICATIONS : A pushbutton switch is a manually actuated switching device which employs a button or similar structure which is depressed to select among successive switch positions. Conventional pushbutton switches are provided with a dielectric housing in which pins are mounted. A spring-biased actuator is movably mounted in the housing and it carries contact members thereon for electrical engagement with the pins to perform switching functions. A pushbutton switch having more than one switch position is known as a multistep switch. A low profile pushbutton switch is one that has a minimal side profile to save space in the vertical dimension. Illuminated-type pushbutton switches is designed to enable an operator to easily recognize such an indication symbol and to provide input for an apparatus with reliability during the night or in dark places.

Contact Material Silver plated Code 1

Fixed Terminal: Silver plated over copper alloy
 Moving Contact: Silver plated over copper alloy
 Contact Rating: 3A with resistive load 120VAX or 28VDC
 1A with resistive load 250VAC

Contact Material Gold plated Code 2

Fixed Terminal: Copper Alloy with gold plated over nickel plated
 Moving Contact: Copper Alloy with gold plated over nickel plated
 Contact Rating: 0,4 Volt-Amps (VA max. @ 20V max.AC or DC

Electrical Specifications and Material

Electrical Life: 50.000 make and break cycles at full load
 Contact Resistance: 10mΩ max. initial @2-4VDC. 100mA for both silver and gold plated contacts.
 Insulation Resistance: 1000M Ω min.
 Dielectric Strength: 1000V RMS min. @ sea level
 Operating Temperature: -30°C to +130°C
 Case: Diallyl phthalate (DAP) (UL94V-0)
 Actuator: Glass filled Nylon or Glasd filled Polyester
 Housing: Stainless steel
 Bushing: Brass, nickel plated
 Switch Support: Brass,tin plated
 Terminal/Contact: Silver or gold plated
 Terminal Seal: Epoxy

Standard Size Push Button

Part No.: **Q51A1001**

Customer:

DRW:	Jason	CHKD	Wilson	MATL:	Wilson	TOLERANCE	Mason	DATE	10.04.2009
APPD:	Schumi			FINISH	Jamy		Sheet No.		1 from 5

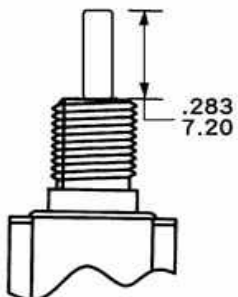
EDCON-COMPONENTS



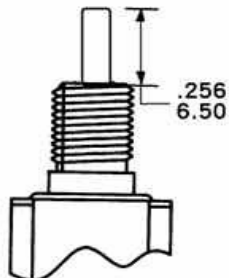
Actuator Options

Terminations Options

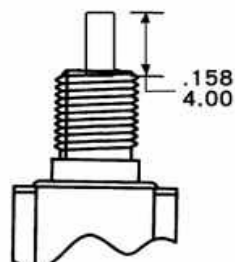
Type A



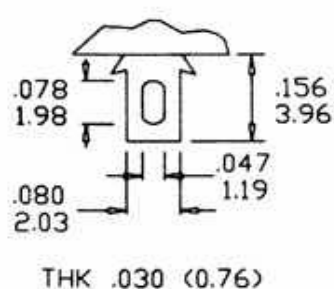
Type B



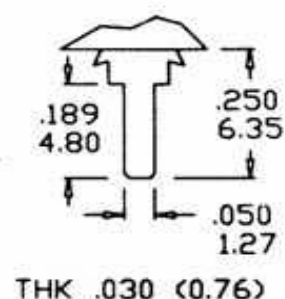
Type C



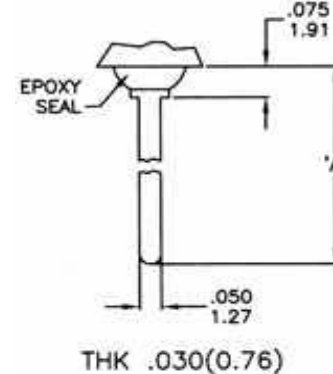
Type 1



Type 2



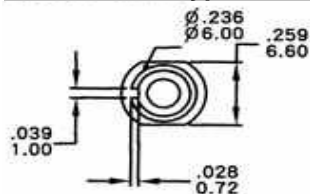
Type 3 or 4



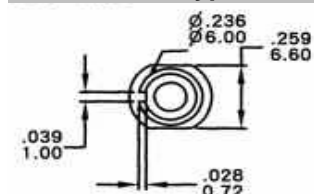
Type 3=17,8mm
Type 4= 18,9mm

Bushing Options

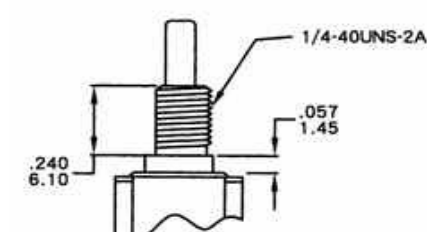
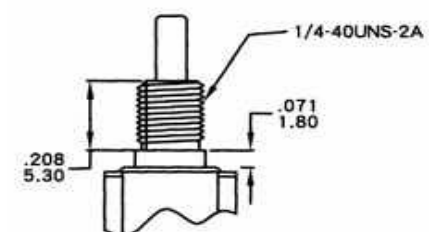
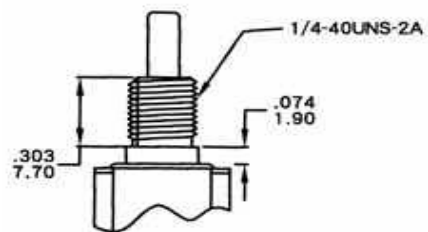
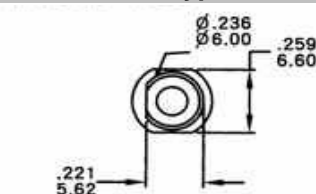
Type A



Type B



Type C



Standard Size Push Button

Part No.:	Q51A1001
-----------	-----------------

DRW:	Jason	CHKD	Wilson	MATL:	Wilson	TOLERANCE	Mason	DATE	10.04.2009
APPD:	Schumi			FINISH	Jamy		Sheet No.		2 from 5

Customer:

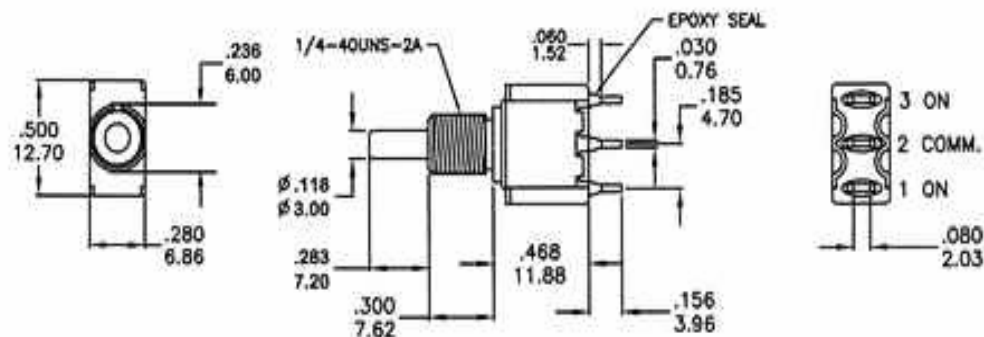
EDCON-COMPONENTS



Connection

No of Poles	Connection Code	Switch function		Connecting Terminals	
		Pos.1	Pos.2	Pos.1	Pos.2
SP	Type A	OFF	ON	.2-3	.2-1

Technical Drawing



Standard Size Push Button

Part No.: **Q51A1001**

Customer:

DRW:	Jason	CHKD	Wilson	MATL:	Wilson	TOLERANCE	Mason	DATE	10.04.2009
APPD:	Schumi			FINISH	Jamy		Sheet No.	3 from 5	



Ordering Informations

Serie	Connection code	Contact Material	Actuator	Terminations Options	Bushing Options	Seal	ROHS	Packing		
-------	-----------------	------------------	----------	----------------------	-----------------	------	------	---------	--	--

Q51A1001	A	1	A	1	A	A	R	BU1		
-----------------	----------	----------	----------	----------	----------	----------	----------	------------	--	--

A= Type A	1= Silver	A= Type A B= Type B C= Type C	1= Type 1	A= Type A B= Type B C= Type C	A= Epoxy B= No Epoxy	R= Rohs conform N= NON Rohs conform	BU1= 100PCS per Bag
	2= Gold plated		2= Type 2 3= Type 3 4= Type 4				

Standard Size Push Button

Part No.: **Q51A1001**

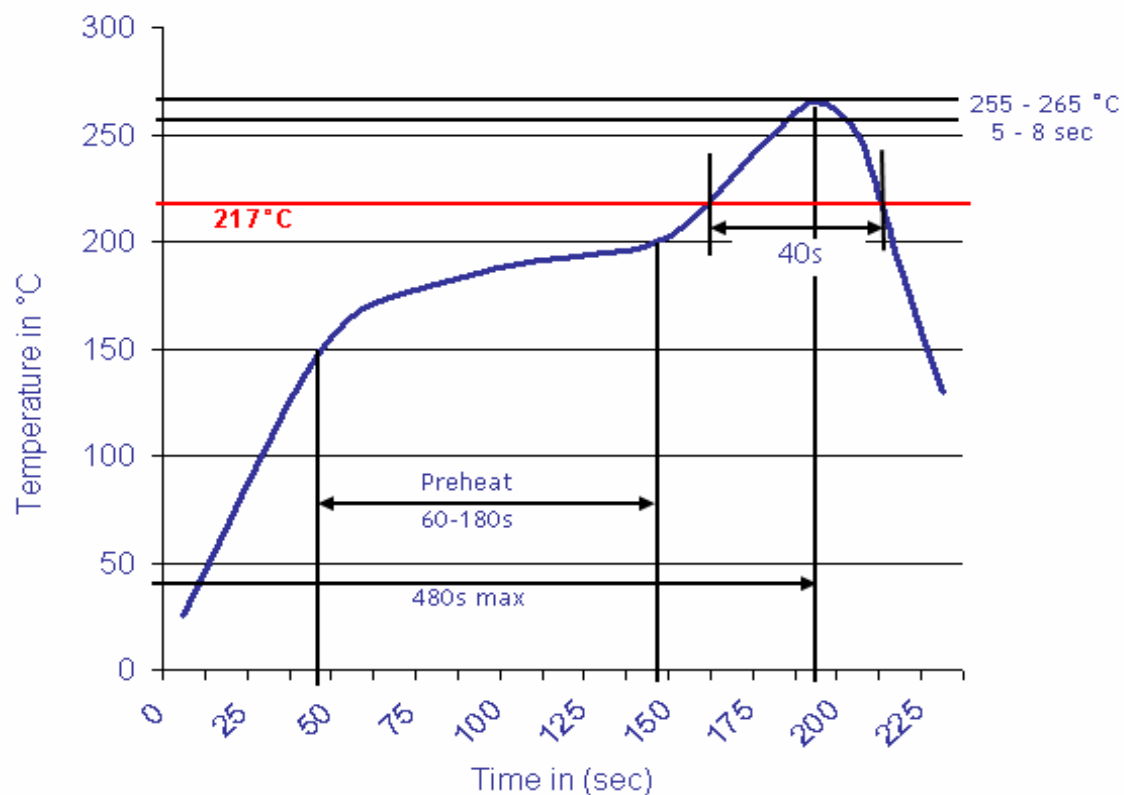
DRW:	Jason	CHKD	Wilson	MATL:	Wilson	TOLERANCE	Mason	DATE	10.04.2009
APPD:	Schumi			FINISH	Jamy		Sheet No.		4 from 5

Customer:



Lead Free Soldering curve

Classification Reflow Profile (JEDEC J-STD-020C)



Standard Size Push Button

Part No.: **Q51A1001**

Customer:

DRW:	Jason	CHKD	Wilson	MATL:	Wilson	TOLERANCE	Mason	DATE	10.04.2009
APPD:	Schumi			FINISH	Jamy		Sheet No.	5 from 5	