



**Technical Specification**

**Features**

Closed magnetic circuit structure allows high density mounting on a pcb board, mounting while preventing crosswalk.

Extremely high reliability due to entirely monolithic construction.

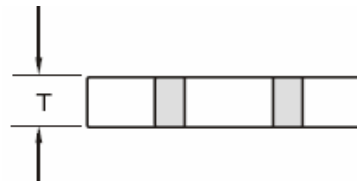
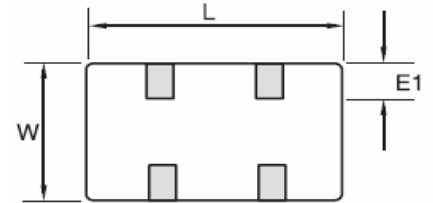
Low DC resistance structure of electronic to prevent wasteful electric power consumption.

High speed and wide band application.

**Applications**

Personal Computers, communications equipment, digital telephones, electronic games machine, CRTs, Hard disk drive, cellular phones, PDAs, Printers, High current DC lines and other computer peripheral products.

**Dimensions**



**Chip Dimensions**

L (mm)	W (mm)	T (mm)	E1 (mm)
2,0 +/-0,15	1,0 +/-0,15	0,5 +/-0,1	0,2 +/-0,1

**Test conditions**

Specifications	Test Conditions		Value	Unit	Tol.
Impedance	<b>100Mhz</b>	Z	<b>300</b>	<b>Ω</b>	<b>+/- 20%</b>
Max. Impedance		Z		<b>Ω</b>	typ.
DC-Resistance		R <sub>DC</sub>	<b>0,60</b>	<b>Ω</b>	max.
Rated Current		I <sub>DC</sub>	<b>50</b>	mA	max.

**Typical Impedance v.s. Frequency Curve:**

IMPEDANCE ( Ohm)

FREQUENCY (Mhz)

**Ferrit Chip Bead Array**  
**Size 0804 2x0402**

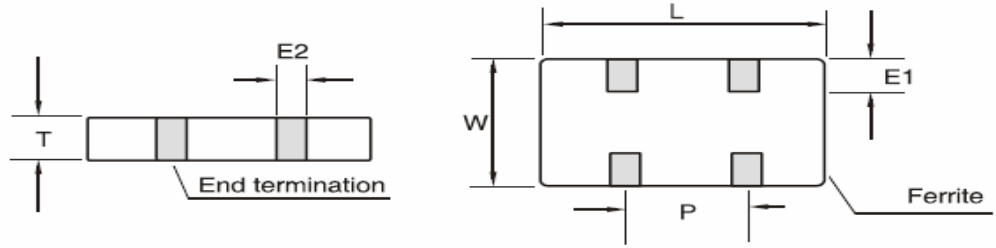
Serie No.: **G13004**

Customer:

DRW:	Johnny	CHKD	Carlo	MATL:	Wor	DATE	06.06.2009
APPD:	Elva			FINISH	Vienna	Sheet	1 from 2



**P.C.B. Layout Dimension**



Code	L	W	T	E1	E2	P
0804	2,0 / +/- 0,15	1,0 +/- 0,15	0,5 / +/-0,1	0,2 / +/- 0,1	0,2 / +/-0,2	0,8 / +/-0,15

**Soldering Profile**

**Soldering Profile for Lead Soldering**



**Soldering Profile for Lead Free Soldering**



**Ordering Information**

Serie	Impedance	Tolerance	Current	ROHS	Packing
G13004	301	M	500	R	TRxxx

301= 300 Ohm	M= Tolerance 20%	500= 50mA	R= ROHS conform N=NON ROHS conform	BU101= Bulk Ware 100PCS TRxxx= Tape/Reel xxxxPCS
--------------	------------------	-----------	---------------------------------------	---

<b>Ferrite Chip Bead Array Size 0804 2x0402</b>	
Serie No.:	G13004
Customer:	

DRW:	Johnny	CHKD	Carlo	MATL:	Wor	DATE	06.06.2007
APPD:	Elva			FINISH	Vienna	Sheet	2 from 2