

**Technical Specification**

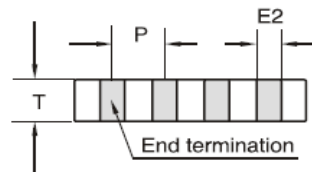
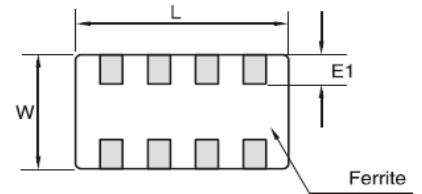
**Features**

- Closed magnetic circuit structure allows high density mounting on a pcb board, mounting while preventing crosswalk.
- Extremely high reliability due to entirely monolithic construction.
- Low DC resistance structure of electronic to prevent wasteful electric power consumption.
- High speed and wide band application.

**Applications**

Personal Computers, communications equipment, digital telephones, electronic games machine, CRTs, Hard disk drive, cellular phones, PDAs, Printers, High current DC lines and other computer peripheral products.

**Dimensions**



**Chip Dimensions**

L (mm)	W (mm)	T (mm)	E1 (mm)
3,20 +/-0,2	1,66 +/-0,2	0,9 +/-0,1	0,3 +/-0,2

**Test conditions**


Specifications	Test Conditions		Value	Unit	Tol.
Impedance	<b>100Mhz</b>	Z	<b>240</b>	<b>Ω</b>	<b>+/- 20%</b>
Max. Impedance		Z		<b>Ω</b>	typ.
DC-Resistance		R <sub>DC</sub>	<b>0,30</b>	<b>Ω</b>	max.
Rated Current		I <sub>bc</sub>	<b>200</b>	mA	max.

Typical Impedance v.s. Frequency Curve:

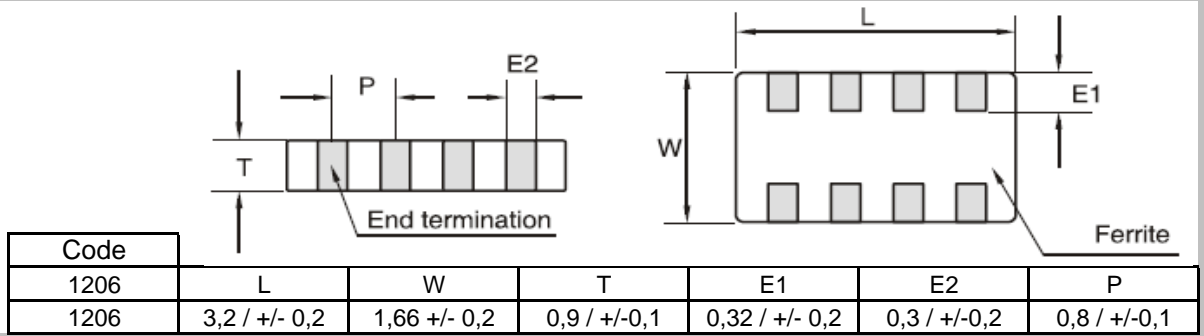
IMPEDANCE ( Ohm)

FREQUENCY (Mhz)

<b>Ferrit Chip Bead Array</b>	
<b>Size 1206 4x0603</b>	
Serie No.:	<b>G13001</b>
Customer:	
DRW:	Johnny
APPD:	Elva
CHKD:	Carlo
MATL:	Wor
FINISH:	Vienna
DATE:	07.12.2012
Sheet:	1 from 2

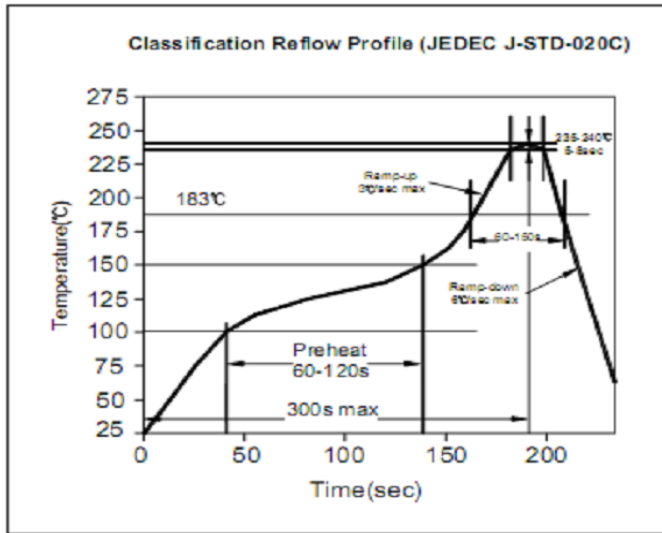


**P.C.B. Layout Dimension**

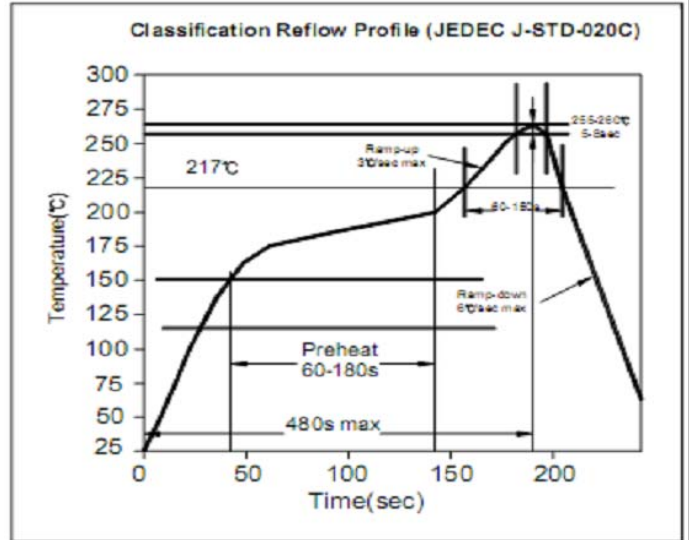


**Soldering Profile**

**Soldering Profile for Lead Soldering**



**Soldering Profile for Lead Free Soldering**



**Ordering Information**

Serie	Impedance	Tolerance	Current	ROHS	Packing
G13001	241	M	301	R	TRxxx

241= 240 Ohm	M= Tolerance 20%	301= 300mA	R= ROHS conform N=NON ROHS conform	BU101= Bulk Ware 100PCS TRxxx= Tape/Reel xxxPCS
--------------	------------------	------------	---------------------------------------	--

<b>Ferrit Chip Bead Array Size 1206 4x0603</b>	
Serie No.:	G13001
Customer:	

DRW:	Johnny	CHKD	Carlo	MATL:	Wor	DATE	07.12.2012
APPD:	Elva			FINISH	Vienna	Sheet	2 from 2