



**Technical Specification**

**Features**

- Closed magnetic circuit structure allows high density mounting on a pcb board, mounting while preventing crosswalk.
- Extremely high reliability due to entirely monolithic construction.
- Low DC resistance structure of electronic to prevent wasteful electric power consumption.
- High speed and wide band application.

**Applications**

Personal Computers, communications equipment, digital telephones, electronic games machine, CRTs, Hard disk drive, cellular phones, PDAs, Printers, High current DC lines and other computer peripheral products.

**Dimensions**



**Chip Dimensions**

L (mm)	W (mm)	T (mm)	RW (mm)
3,20 +/-0,2	1,6 +/-0,2	1,1 +/-0,2	0,5 +/-0,3

**Test conditions**

Specifications	Test Conditions		Value	Unit	Tol.
Impedance	<b>100Mhz</b>	Z	<b>500</b>	$\Omega$	<b>+/- 25%</b>
Max. Impedance		Z		$\Omega$	typ.
DC-Resistance		R <sub>DC</sub>	<b>0,30</b>	$\Omega$	max.
Rated Current		I <sub>DC</sub>	<b>200</b>	mA	max.

**Typical Impedance v.s. Frequency Curve:**

IMPEDANCE ( Ohm)

FREQUENCY (Mhz)

DRW:	Johnny	CHKD	Carlo	MATL:	Wor	DATE	06.06.2009
APPD:	Elva			FINISH	Vienna	Sheet	1 from 2

**Ferrit Chip Bead Size 1206**

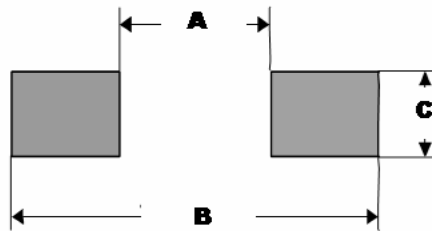
Serie No.: **G12011**

Customer:



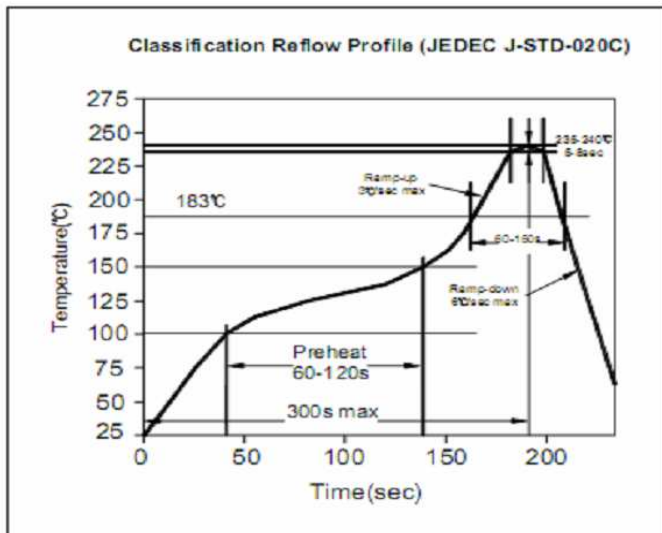
**P.C.B. Layout Dimension**

	(mm)
A	2,0
B	4,2 ~ 5,2
C	1,2

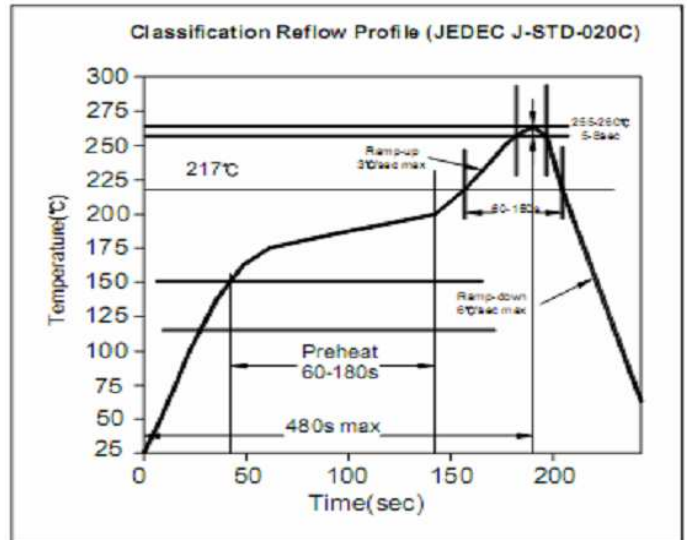


**Soldering Profile**

**Soldering Profile for Lead Soldering**



**Soldering Profile for Lead Free Soldering**



**Ordering Information**

Serie	Impedance	Tolerance	Current	ROHS	Packing
G12011	501	M	201	R	TRxxx

501= 500 Ohm	M= Tolerance 20% K= Tolerance 10%	201= 200mA	R= ROHS conform N=NON ROHS conform	BU101= Bulk Ware 100PCS TRxxx= Tape/Reel xxxxPCS
--------------	--------------------------------------	------------	---------------------------------------	---

**Ferrit Chip Bead Size 1206**

Serie No.: **G12011**

Customer:

DRW:	Johnny	CHKD	Carlo	MATL:	Wor	DATE	06.06.2007
APPD:	Elva			FINISH	Vienna	Sheet	2 from 2