



## Technical Specification

### Features

Closed magnetic circuit structure allows high density mounting on a pcb board, mounting while preventing crosswalk.

Extremely high reliability due to entirely monolithic construction.

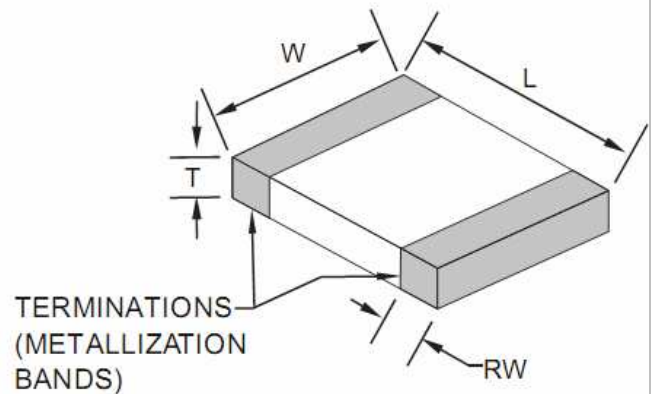
Low DC resistance structure of electronic to prevent wasteful electric power consumption.

High speed and wide band application.

### Applications

Personal Computers, communications equipment, digital telephones, electronic games machine, CRTs, Hard disk drive, cellular phones, PDAs, Printers, High current DC lines and other computer peripheral products.

### Dimensions



### Chip Dimensions

L (mm)	W (mm)	T (mm)	RW (mm)
2,00 +/-0,2	1,2 +/-0,2	0,9 +/-0,2	0,5 +/-0,3

## Test conditions

Specifications	Test Conditions		Value	Unit	Tol.
Impedance	<b>100Mhz</b>	Z	<b>60</b>	<b>Ω</b>	<b>+/- 25%</b>
Max. Impedance		Z		<b>Ω</b>	typ.
DC-Resistance		R <sub>DC</sub>	<b>0,25</b>	<b>Ω</b>	max.
Rated Current		I <sub>DC</sub>	<b>400</b>	mA	max.

### Typical Impedance v.s. Frequency Curve:

IMPEDANCE ( Ohm)

FREQUENCY (Mhz)

### Ferrit Chip Bead Size 0805

Serie No.: **G12010**

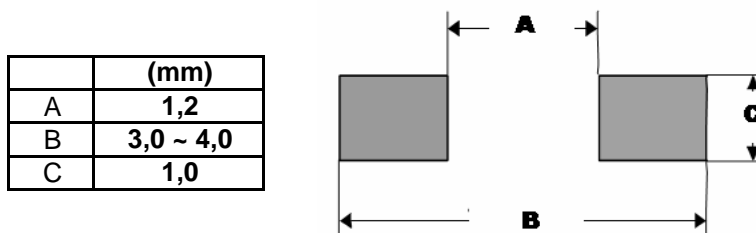
Customer:

DRW:	Johnny	CHKD	Carlo	MATL:	Wor	DATE	06.06.2009
APPD:	Elva			FINISH	Vienna	Sheet	1 from 2

Copyright by EDCON-COMPONENTS H.Schmitt 20.6.2008

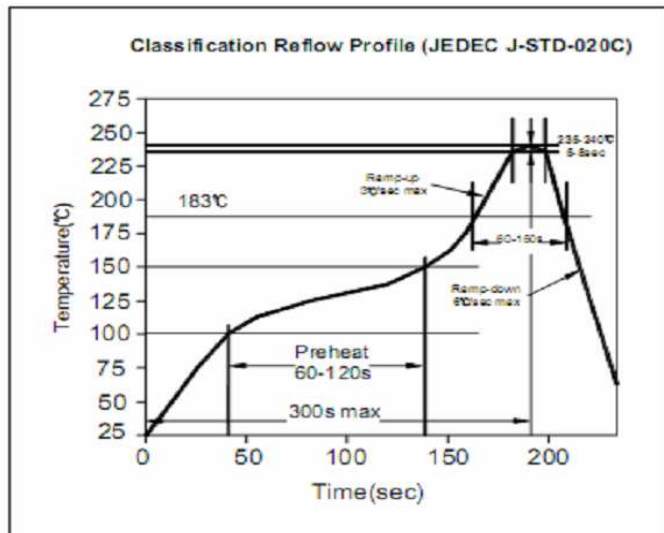


### P.C.B. Layout Dimension

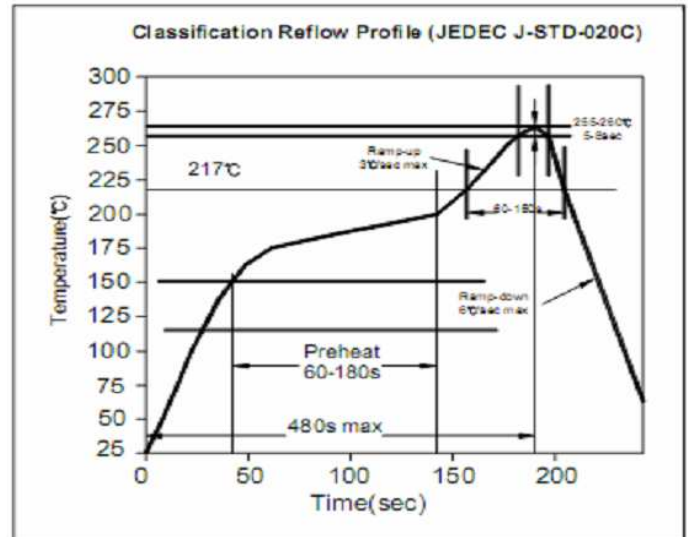


### Soldering Profile

#### Soldering Profile for Lead Soldering



#### Soldering Profile for Lead Free Soldering



### Ordering Information

Serie	Impedance	Tolerance	Current	ROHS	Packing	
-------	-----------	-----------	---------	------	---------	--

G12010	600	M	401	R	TRxxx	
--------	-----	---	-----	---	-------	--

600= 60 Ohm	M= Tolerance 20%	401= 400mA	R= ROHS conform	BU101= Bulk Ware 100PCS
	K= Tolerance 10%		N=NON ROHS conform	TRxxx= Tape/Reel xxxxPCS

### Ferrit Chip Bead Size 0805

Serie No.: **G12010**

Customer:

DRW:	Johnny	CHKD	Carlo	MATL:	Wor	DATE	06.06.2007
APPD:	Elva			FINISH	Vienna	Sheet	2 from 2