



**Technical Specification**

**Features**

- Closed magnetic circuit structure allows high density mounting on a pcb board, mounting while preventing crosswalk.
- Extremely high reliability due to entirely monolithic construction.
- Low DC resistance structure of electronic to prevent wasteful electric power consumption.
- High speed and wide band application.

**Applications**

Personal Computers, communications equipment, digital telephones, electronic games machine, CRTs, Hard disk drive, cellular phones, PDAs, Printers, High current DC lines and other computer peripheral products.

**Dimensions**



**Chip Dimensions**

L (mm)	W (mm)	T (mm)	RW (mm)
1,60 +/-0,15	0,8 +/-0,15	0,8 +/-0,15	0,3 +/-0,2

**Test conditions**

Specifications	Test Conditions		Value	Unit	Tol.
Impedance	<b>100Mhz</b>	Z	<b>70</b>	<b>Ω</b>	<b>+/- 25%</b>
Max. Impedance		Z		<b>Ω</b>	typ.
DC-Resistance		R <sub>DC</sub>	<b>0,12</b>	<b>Ω</b>	max.
Rated Current		I <sub>DC</sub>	<b>300</b>	mA	max.

**Typical Impedance v.s. Frequency Curve:**

**IMPEDANCE ( Ohm)**

**FREQUENCY (Mhz)**

DRW:	Johnny	CHKD	Carlo	MATL:	Wor	DATE	06.06.2009
APPD:	Elva			FINISH	Vienna	Sheet	1 from 2

**Ferrit Chip Bead Size 0603**

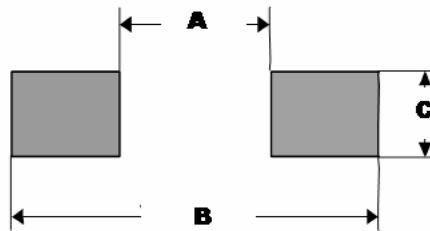
Serie No.: **G12009**

Customer:



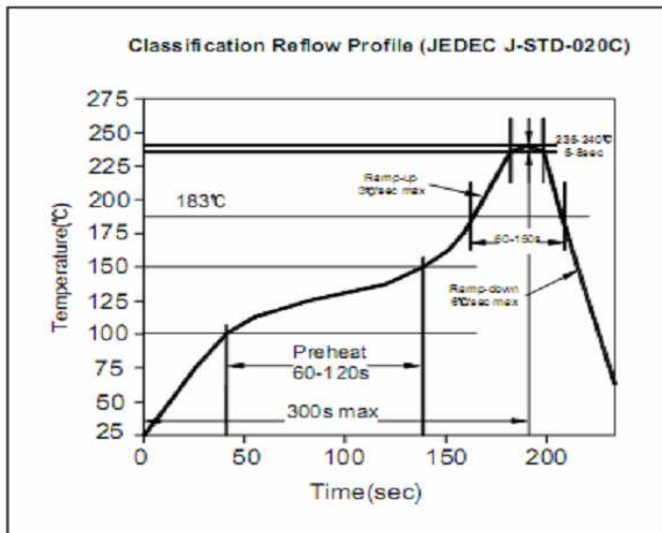
**P.C.B. Layout Dimension**

	(mm)
A	0,7
B	2,2 ~ 2,6
C	0,7

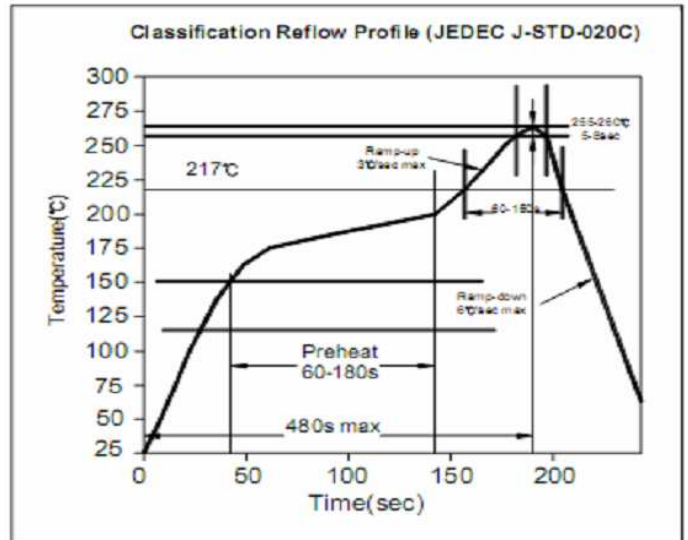


**Soldering Profile**

**Soldering Profile for Lead Soldering**



**Soldering Profile for Lead Free Soldering**



**Ordering Information**

Serie	Impedance	Tolerance	Current	ROHS	Packing
G12009	700	M	301	R	TRxxx

700= 70 Ohm	M= Tolerance 20%	301= 300mA	R= ROHS conform	BU101= Bulk Ware 100PCS
	K= Tolerance 10%		N=NON ROHS conform	

**Ferrit Chip Bead Size 0603**

Serie No.: **G12009**

Customer:

DRW:	Johnny	CHKD	Carlo	MATL:	Wor	DATE	06.06.2007
APPD:	Elva			FINISH	Vienna	Sheet	2 from 2