



**Technical Specification**

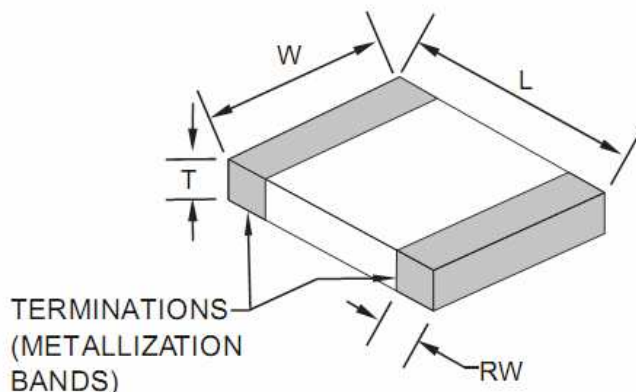
**Features**

- Closed magnetic circuit structure allows high density mounting on a pcb board, mounting while preventing crosswalk.
- Extremely high reliability due to entirely monolithic construction.
- Low DC resistance structure of electronic to prevent wasteful electric power consumption.
- High current application rating up to 6A look at size.

**Applications**

Personal Computers, communications equipment, digital telephones, electronic games machine, CRTs, Hard disk drive, cellular phones, PDAs, Printers, High current DC lines and other computer peripheral products.

**Dimensions**



**Chip Dimensions**

L (mm)	W (mm)	T (mm)	RW (mm)
3,20 +/-0,2	1,6 +/-0,2	1,1 +/-0,2	0,5 +/-0,3

**Test conditions**

Specifications	Test Conditions		Value	Unit	Tol.
Impedance	<b>100Mhz</b>	Z	<b>800</b>	$\Omega$	<b>+/- 25%</b>
Max. Impedance		Z		$\Omega$	typ.
DC-Resistance		R <sub>DC</sub>	<b>0,10</b>	$\Omega$	max.
Rated Current		I <sub>DC</sub>	<b>1000</b>	mA	max.

**Typical Impedance v.s. Frequency Curve:**

**IMPEDANCE ( Ohm)**

**FREQUENCY (Mhz)**

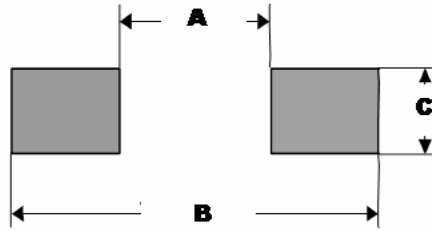
<b>Ferrite Chip Bead Size 1206</b>	
<b>High Current</b>	
Serie No.:	<b>G12003</b>
Customer:	

DRW:	Johnny	CHKD	Carlo	MATL:	Wor	DATE	06.06.2009
APPD:	Elva			FINISH	Vienna	Sheet	1 from 2



**P.C.B. Layout Dimension**

	(mm)
A	2,0
B	4,2 ~ 5,2
C	1,2

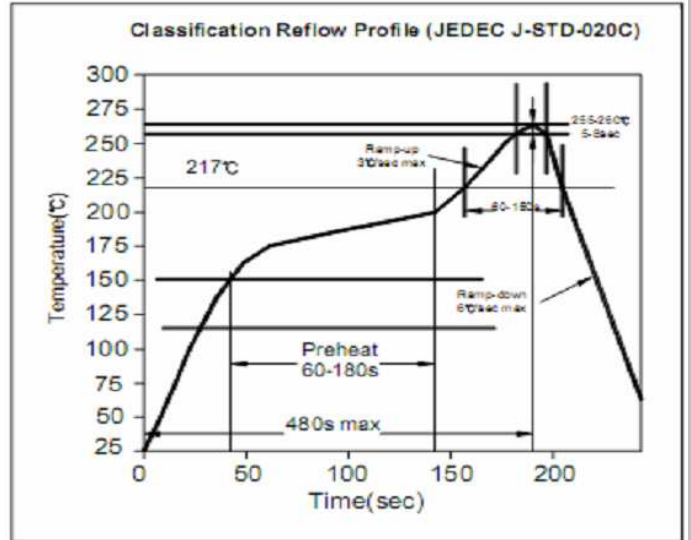


**Soldering Profile**

**Soldering Profile for Lead Soldering**



**Soldering Profile for Lead Free Soldering**



**Ordering Information**

Serie	Impedance	Tolerance	Current	ROHS	Packing
G12003	801	N	102	R	TRxxx

801= 800 Ohm	N= Tolerance 25%	102= 1,0A	R= ROHS conform	BU101= Bulk Ware 100PCS
			N=NON ROHS conform	TRxxx= Tape/Reel xxxPCS

**Ferrit Chip Bead Size 1206 High Current**

Serie No.:	G12003
Customer:	

DRW:	Johnny	CHKD	Carlo	MATL:	Wor	DATE	06.06.2007
APPD:	Elva			FINISH	Vienna	Sheet	2 from 2