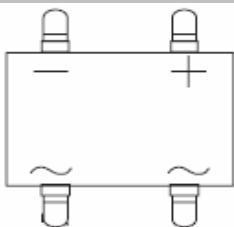


EDCON-COMPONENTS



Specifications

Features

- Plastic package has Underwriters Laboratory Flammability Classification 94V-0
- High surge current capability
- UL-File number: E252843
- High temperature soldering guaranteed 250°C / 10sec

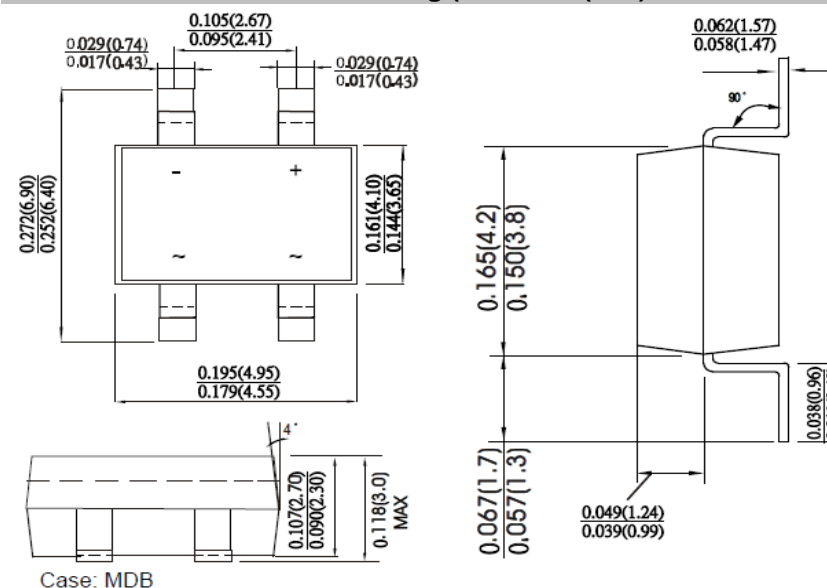
Mechanical Data

- Molded plastic body over passivated junctions Terminals plated leads solderable per MIL-STD-750 Method 2026
- Polarity symbols marked on body
- Weight 0,12gramm

Maximum Ratings & Electrical Characteristics Ratings at 25°C ambient temperature

Characteristic	Symbol	12007 01G	12007 02G	12007 03G	12007 04G	12007 05G	12007 06G	12007 07G	Units
Maximum recurrent peak reverse voltage	V_{RRM}	50	100	200	400	600	800	1000	Volts
Maximum RMS voltage	V_{RMS}	35	70	140	280	420	560	700	Volts
Maximum DC blocking voltage	V_{DC}	50	100	200	400	600	800	1000	Volts
Max. average forward rectified current at $T_a = 40^\circ\text{C}$ -on glass-epoxy P.C.B. -on aluminum substrate	I_o							0.5 0.8	Amps
Peak forward surge current, 8.3ms single half sine-wave superimposed on rated load (JEDEC method)	I_{FSM}							30	Amps
Maximum instantaneous forward voltage @ 0.5 A	V_F							1.0	Volts
Maximum DC reverse current at rated DC blocking voltage $T_a=25^\circ\text{C}$ $T_a=125^\circ\text{C}$	I_R							5.0 500.0	μA
Operating, junction and storage temperature range	T_j, T_{stg}							-55 to + 150	$^\circ\text{C}$

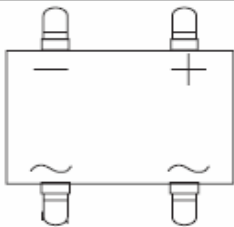
Technical Drawing (Unit: inch(mm))



Dual In-line Bridge Rectifier 0,8A (Glass Passivated)	
EDCON-Ser.	E12007
International Serie:	xxG

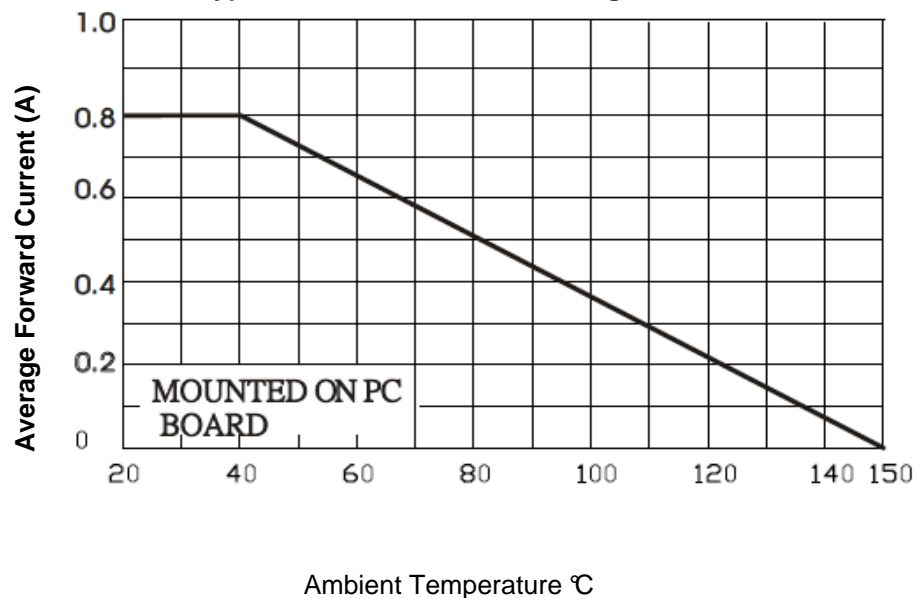
DRW:	Jason	CHKD:	Wilson	MATL:	Wilson	TOLERANCE:	Mason	DATE:	10.05.2010
APPD:	Schumi			FINISH:	Jamy		Sheet No.		1 from 5

EDCON-COMPONENTS

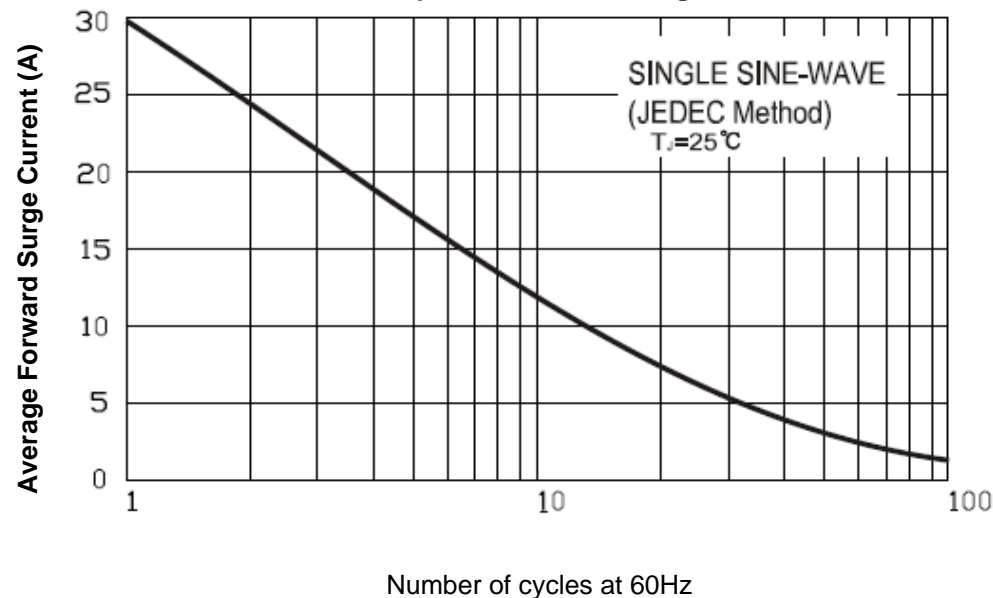


Rating & Characteristics Curves (TA=25°C unless otherwise noted)

Typical Forward Current Derating Curve



Maximum NON-Repetitive Forward Surge Current



**Dual Inline Bridge Rectifier 0,8A
(Glass Passivated)**

EDCON-Ser. **E12007**

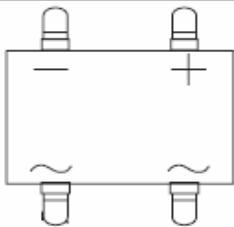
International Serie: **xxG**

DRW:	Jason	CHKD	Wilson	MATL:	Wilson	TOLERANCE	Mason	DATE	10.05.2010
APPD:	Schumi			FINISH	Jamy		Sheet No.	2 from 5	

www.edcon-components.com

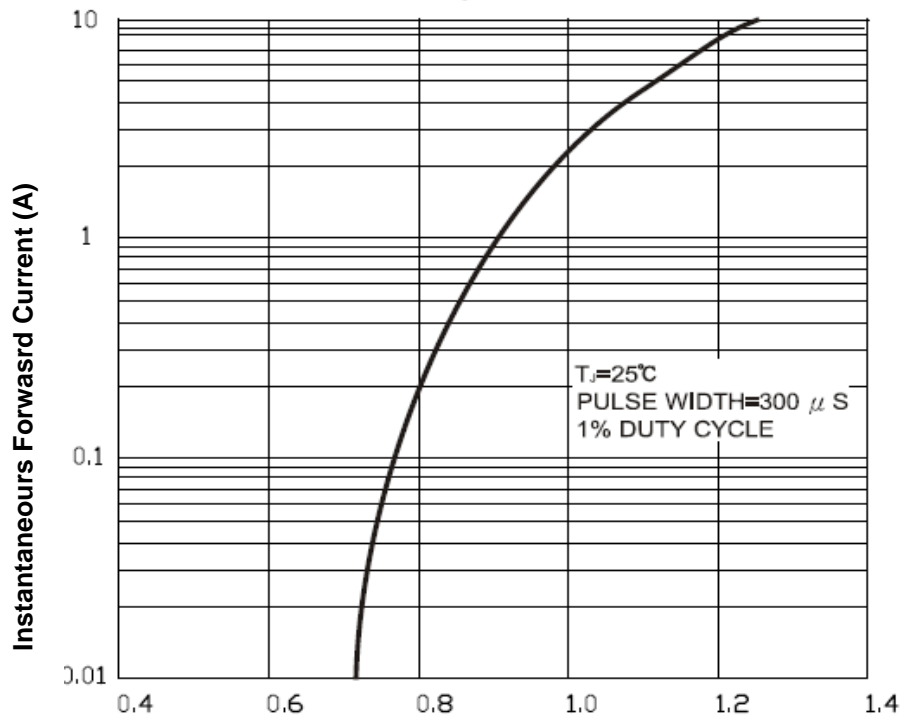
email: info@edcon-components.com

EDCON-COMPONENTS



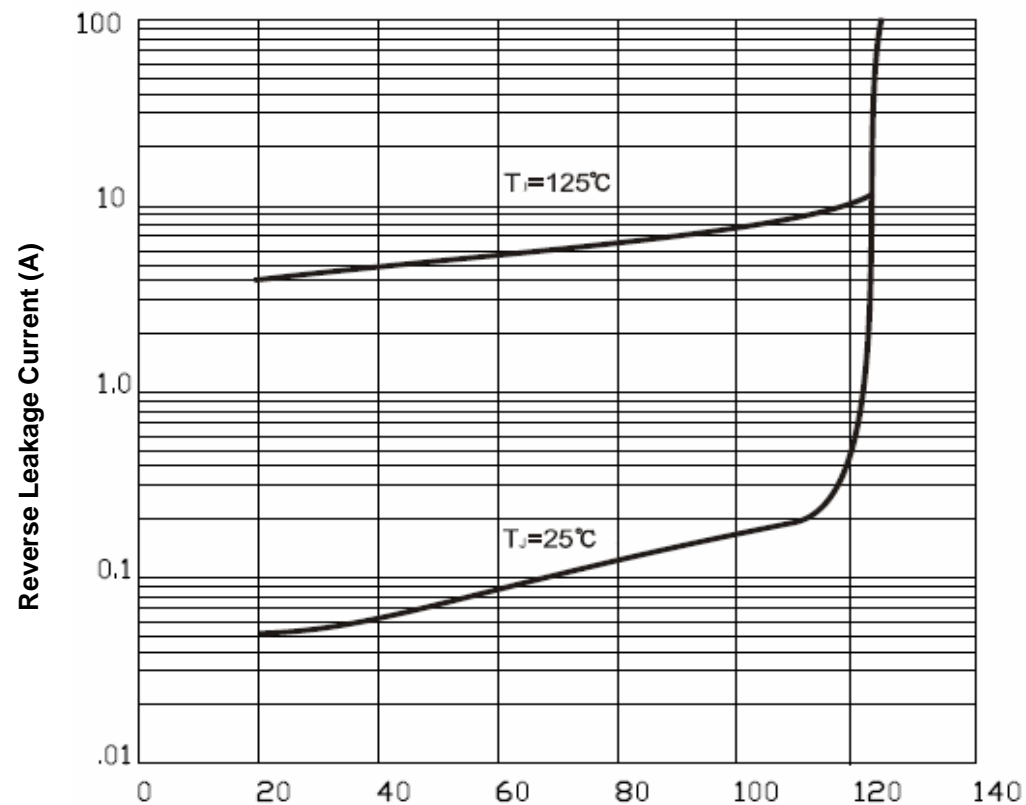
Rating & Characteristics Curves (TA=25°C unless otherwise noted)

Typical Forward Characteristics per Bridge Element



Instantaneous Forward Voltage (V)

Typical Reverse Characteristics



Percentage of Peak Reverse Voltage (%)

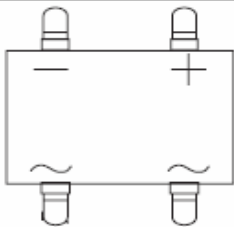
**Dual Inline Bridge Rectifier 0,8A
(Glass Passivated)**

EDCON-Ser. **E12007**

International Serie: **xxG**

DRW:	Jason	CHKD	Wilson	MATL:	Wilson	TOLERANCE	Mason	DATE	10.05.2010
APPD:	Schumi			FINISH	Jamy		Sheet No.		3 from 5

EDCON-COMPONENTS



Ordering Informations

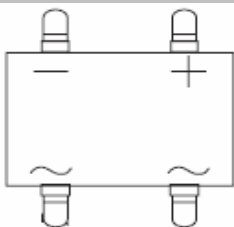
EDCON Serie	International Type	NO Function	ROHS	Package						
-------------	--------------------	-------------	------	---------	--	--	--	--	--	--

E12007	xxG	XX	R	TR						
---------------	------------	-----------	----------	-----------	--	--	--	--	--	--

Look Voltage Code Table		R = ROHS Conform	TR = Tape Reel
		N = NON ROHS Conform	TU = Tupe

Dual Inline Bridge Rectifier 0,8A (Glass Passivated)	
EDCON-Ser.	E12007
International Serie:	xxG

DRW:	Jason	CHKD	Wilson	MATL:	Wilson	TOLERANCE	Mason	DATE	10.05.2010
APPD:	Schumi			FINISH	Jamy			Sheet No.	4 from 5



Soldering Profile Curve

Classification Reflow Profile (JEDEC J-STD-020C)



Dual Inline Bridge Rectifier 0,8A (Glass Passivated)	
EDCON-Ser.	E12007
International Serie:	xxG

DRW:	Jason	CHKD	Wilson	MATL:	Wilson	TOLERANCE	Mason	DATE	10.05.2010
APPD:	Schumi			FINISH	Jamy		Sheet No.	5 from 5	