

EDCON-COMPONENTS

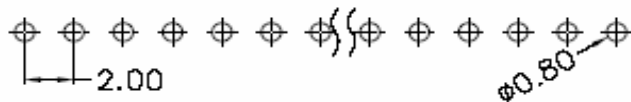


Specifications

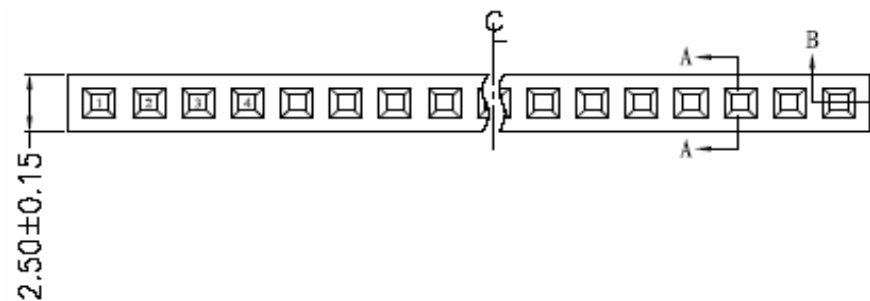
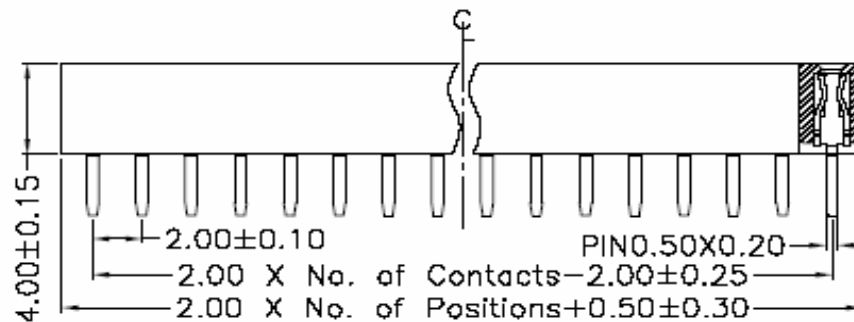
Current Rating: 2 Ampere
 Insulator Resistance: 1000 Megaohm min.
 Contact Resistance: 20m Ohm max.
 Dielectric Withstanding: AC 500V
 Operating Temperature: -40°C to +105°C
 Contact Material: Phosphor Bronze
 Insulator Material: PA6T + 30% G.F. UL94V-0

 Contact Plating: Tin, Gold or Selective Plated
 Standard: Gold Flash Overall

P.C.B Layout



Drawing



Female Header Pitch 2,00mm	
Part No.:	T27B1050
Customer:	

DRW:	Jason	CHKD	Wilson	MATL:	Wilson	TOLERANCE	Mason	DATE	18.09.2010
APPD:	Schumi			FINISH	Jamy		Sheet No.	1 from 4	

www.edcon-components.com

email: info@edcon-components.com

EDCON-COMPONENTS



Pin Code length table free configuration

Order Code	Dimension (mm)			
	W			
A01	2,70			
A02				
A03				
A04				
A05				
A06				
A07				
A08				
A09				
A10				
A11				
A12				
A13				
A14				
A15				
A16				
A17				
A18				
A19				
A20				
A21				
A22				

Order Code	Dimension (mm)			
A23				
A24				
A25				
A26				
A27				
A28				
A29				
A30				
A31				
A32				
A33				
A34				
A35				
A36				
A37				
A38				
A39				
A40				
A41				
A42				
A43				
A44				

Order Code	Dimension (mm)			
A45				
A46				
A47				
A48				
A49				
A50				
A51				
A52				
A53				
A54				
A55				
A56				
A57				
A58				
A59				
A60				
A61				
A62				
A63				
A64				
A65				
A66				



**Female Header Pitch
2,00mm**

Part No.: **T27B1050**

Customer:

DRW:	Jason	CHKD	Wilson	MATL:	Wilson	TOLERANCE	Mason	DATE	18.09.2010
APPD:	Schumi			FINISH	Jamy		Sheet No.		2 from 4

EDCON-COMPONENTS



Ordering Informations

Serie	No. of Pos.	Construction	Contact Plating	Material	Special Function	Pin Length Code	ROHS	Packing		
T27B1050	XX	ST	G0	PA	N	A01	R	BU		

02 ~ 40Pos.	ST= Straight THT	G0= Gold Flash (Standard) T0= Tin plated GA= 10µ Gold Plating GB= 15µ Gold Plating GC= 20µ Gold Plating S0= Selectiv Plating Gold Flash / Tin SA= Selectiv Plating Gold 3µ / Tin SB= Selectiv Plating Gold 5µ / Tin SC= Selectiv Plating Gold 10µ / Tin	PA= PA-46T SD= Selectiv Plating Gold 15µ / Tin SE= Selectiv Plating Gold 20µ / Tin SF= Selectiv Plating Gold 30µ / Tin	N= No Function	look Table No. 1	N= NO ROHS conform R= ROHS conform	BU= Bulk (Standard) TU= Tube w/o Cap TC= Tube w. pic and Place Cap TY= Tray packing w/o Cap TR= Tape/Reel w. pic and Place Cap
--------------------	-------------------------	--	---	-----------------------	------------------	---	---

**Female Header Pitch
2,00mm**

Part No.: **T27B1050**

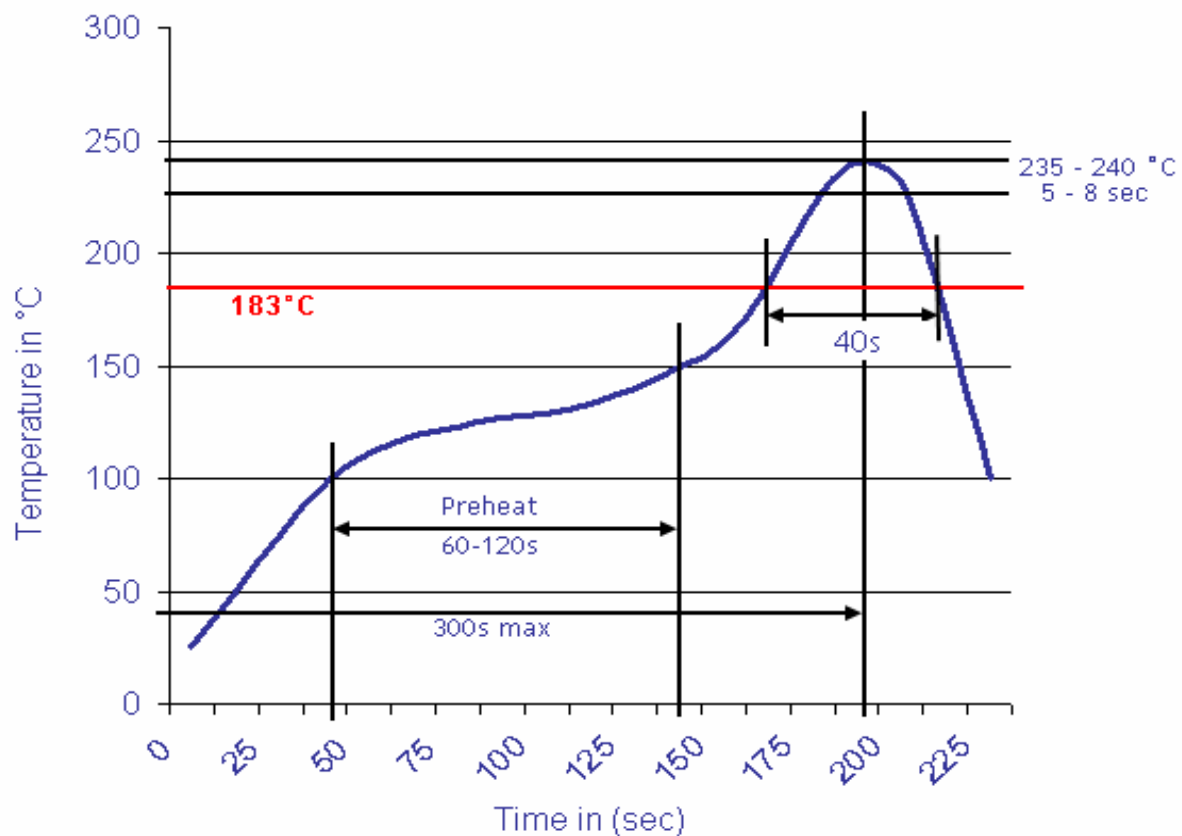
DRW:	Jason	CHKD	Wilson	MATL:	Wilson	TOLERANCE	Mason	DATE	18.09.2010
APPD:	Schumi			FINISH	Jamy		Sheet No.		3 from 4

Customer:



Soldering Profile for Lead Free Soldering (PA6T)

Classification Reflow Profile (JEDEC J-STD-020C)



Female Header Pitch 2,00mm	
Part No.:	T27B1050
Customer:	

DRW:	Jason	CHKD	Wilson	MATL:	Wilson	TOLERANCE	Mason	DATE	18.09.2010
APPD:	Schumi			FINISH	Jamy		Sheet No.	4 from 4	