

# EDCON-COMPONENTS



## Specifications

### Features

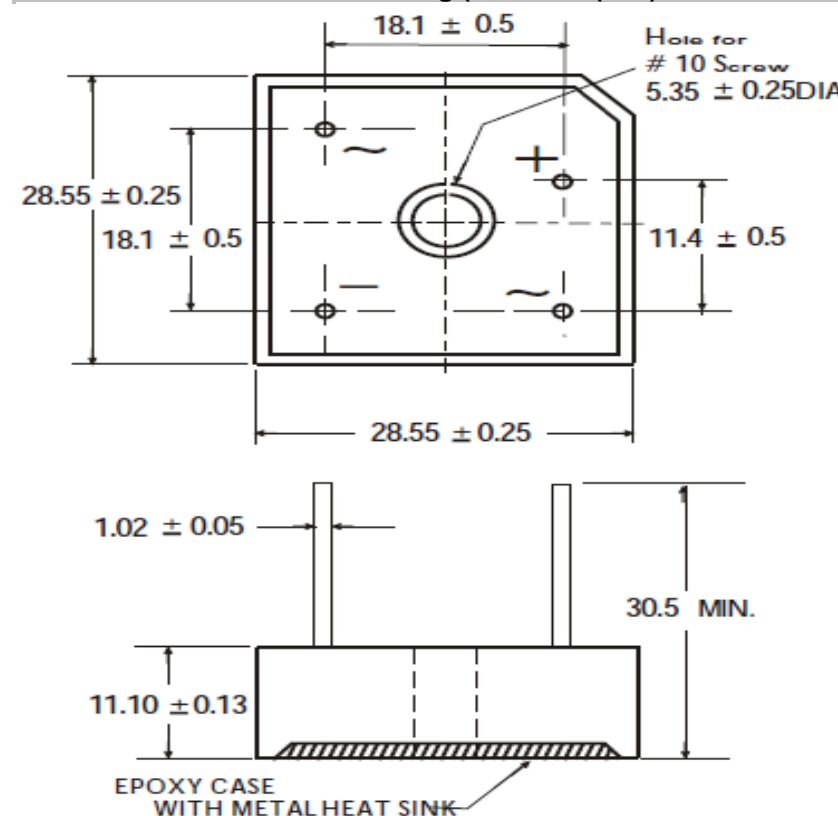
This series is UL listed under the recognized Component index file number E142814  
 The plastic material used carries Underwriters Laboratory flammability recognition 94V-0  
 Integrally molded heat sinks provide low thermal resistance for maximum heat dissipation  
 Surge overload ratings to 300 amperes  
 Universal 4-way terminals snap-on, wrap-around, solder or P.C. Board mounting  
 Case: Molded plastic with heat sink integrally mounted in the brodge encapsulation  
 Terminals Plated copper leads 1,02mm diameter

Weight 20gr.

### Maximum Ratings & Electrical Characteristics Ratings at 25°C ambient temperature

Parameter	Symbols	MP 50005W	MP 5001W	MP 5002W	MP 5004W	MP 5006W	MP 5008W	MP 5010W	Unit
Maximum reccurent peak reverse Voltage	VRRM	50	100	200	400	600	800	1000	Volt
Maximum rms Input voltage	VRMS	35	70	140	280	420	560	700	Volt
Maximum dc blocking Voltage	VDC	50	100	200	400	600	800	1000	Volt
Maximum average forward output rectified TA=100°C	I(AV)	50							Amps
Peak forward surge current 8,3ms single half sine-wave	IFSM	400							Amps
Maximum forward voltage drop	VF	1,00							Volt
Maximum revese voltage TA=25°C	IR	10							µA
Maximum revese voltage TA=125°C	IR	500							µA
Operating and storage temperature range	TJ TSTG	-55°C to + 150°C							°C
I²t rating for fusing	I²t	663							A²t
Typical thermal resistance junction to case	R 0 JA	2,1							°C/W

## Technical Drawing (Unit: inch(mm))



**QUAD Bridge Rectifier 50A**

EDCON-Ser. **E19024**

International Serie: **MP50xxW**

DRW:	Jason	CHKD:	Wilson	MATL:	Wilson	TOLERANCE:	Mason	DATE:	10.05.2010
APPD:	Schumi			FINISH:	Jamy		Sheet No.		1 from 5

[www.edcon-components.com](http://www.edcon-components.com)

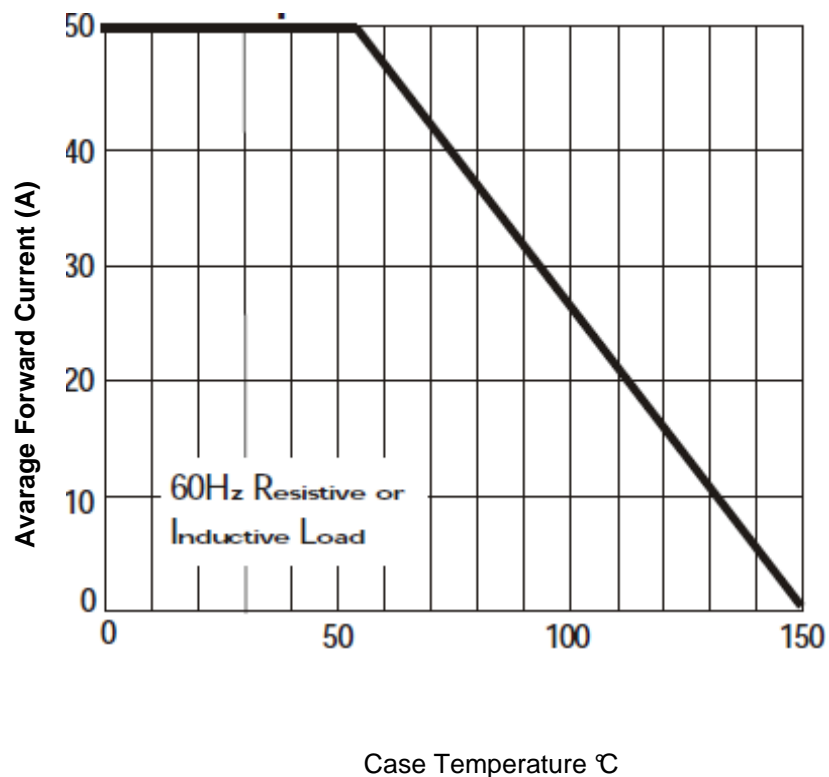
email: [info@edcon-components.com](mailto:info@edcon-components.com)

# EDCON-COMPONENTS

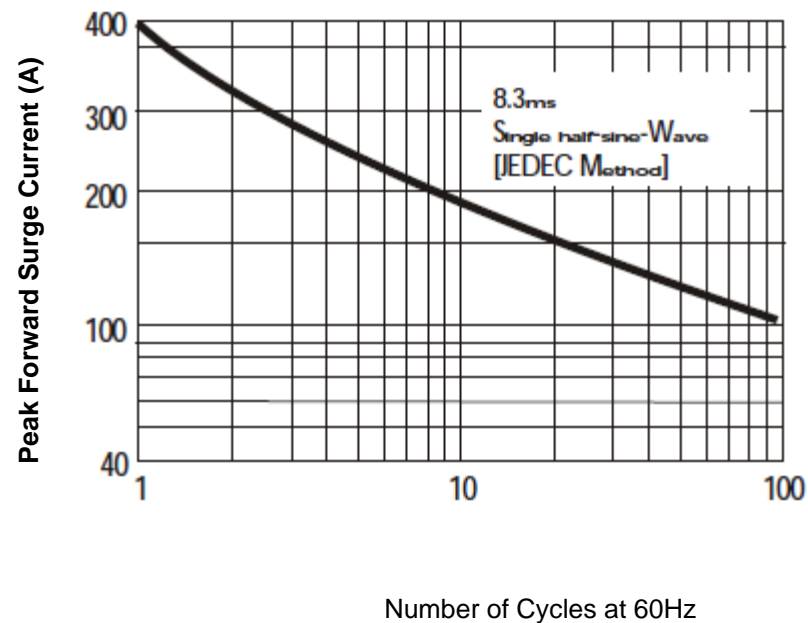


Rating & Characteristics Curves (TA=25°C unless otherwise noted)

Derating Curve for Output Rectified Current



Maximum NON Repetitive Forward Surge Current



**QUAD Bridge Rectifier 50A**

EDCON-Ser. **E19024**

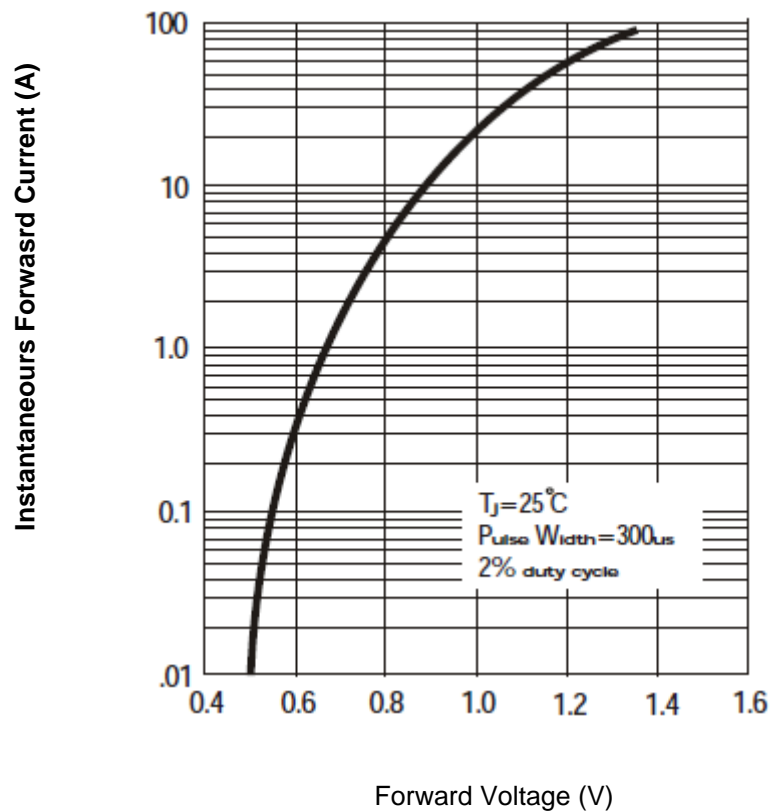
International Serie: **MP50xxW**

DRW:	Jason	CHKD	Wilson	MATL:	Wilson	TOLERANCE	Mason	DATE	10.05.2010
APPD:	Schumi			FINISH	Jamy		Sheet No.	2 from 5	

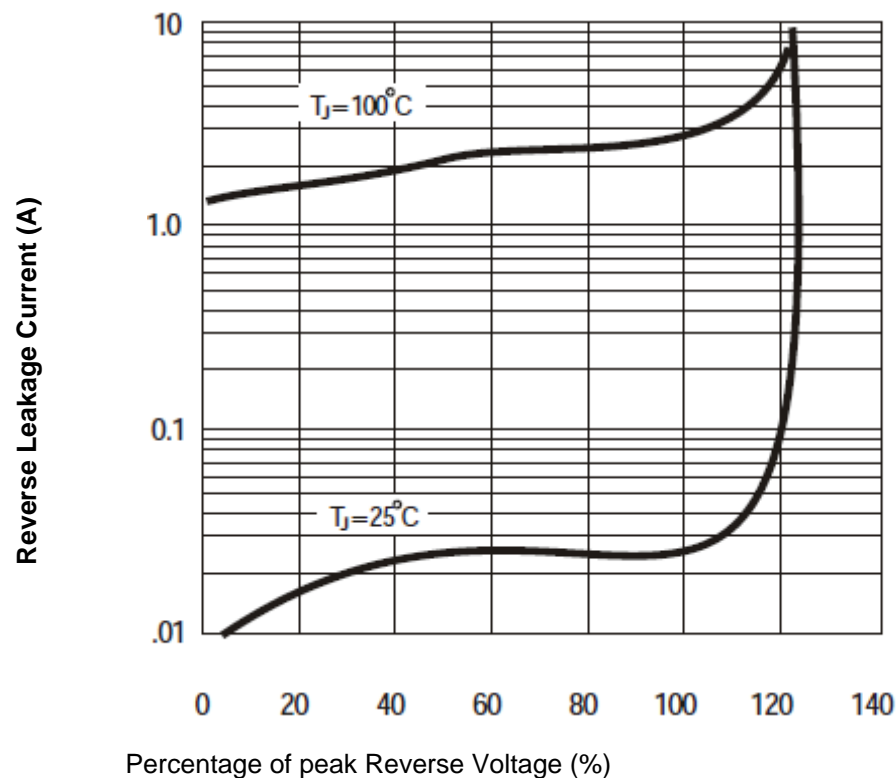


Rating & Characteristics Curves (TA=25°C unless otherwise noted)

Typical Forward Characteristics



Typical Reverse Characteristics



**QUAD Bridge Rectifier 50A**

EDCON-Ser. **E19024**

International Serie: **MP50xxW**

DRW:	Jason	CHKD	Wilson	MATL:	Wilson	TOLERANCE	Mason	DATE	10.05.2010
APPD:	Schumi			FINISH	Jamy		Sheet No.	3 from 5	

# EDCON-COMPONENTS



Rating & Characteristics Curves (TA=25°C unless otherwise noted)

## Ordering Informations

EDCON Serie	International Type	Lead information	ROHS	Package					
<b>E19024</b>	<b>MP50xxW</b>	<b>LL</b>	<b>R</b>	<b>BX</b>					

Look Voltage Code Table	<b>LL</b> = Long Lead	<b>R</b> = ROHS Conform	<b>BX</b> = Box
	<b>L4</b> = Lead length 4mm	<b>N</b> = NON ROHS Conform	

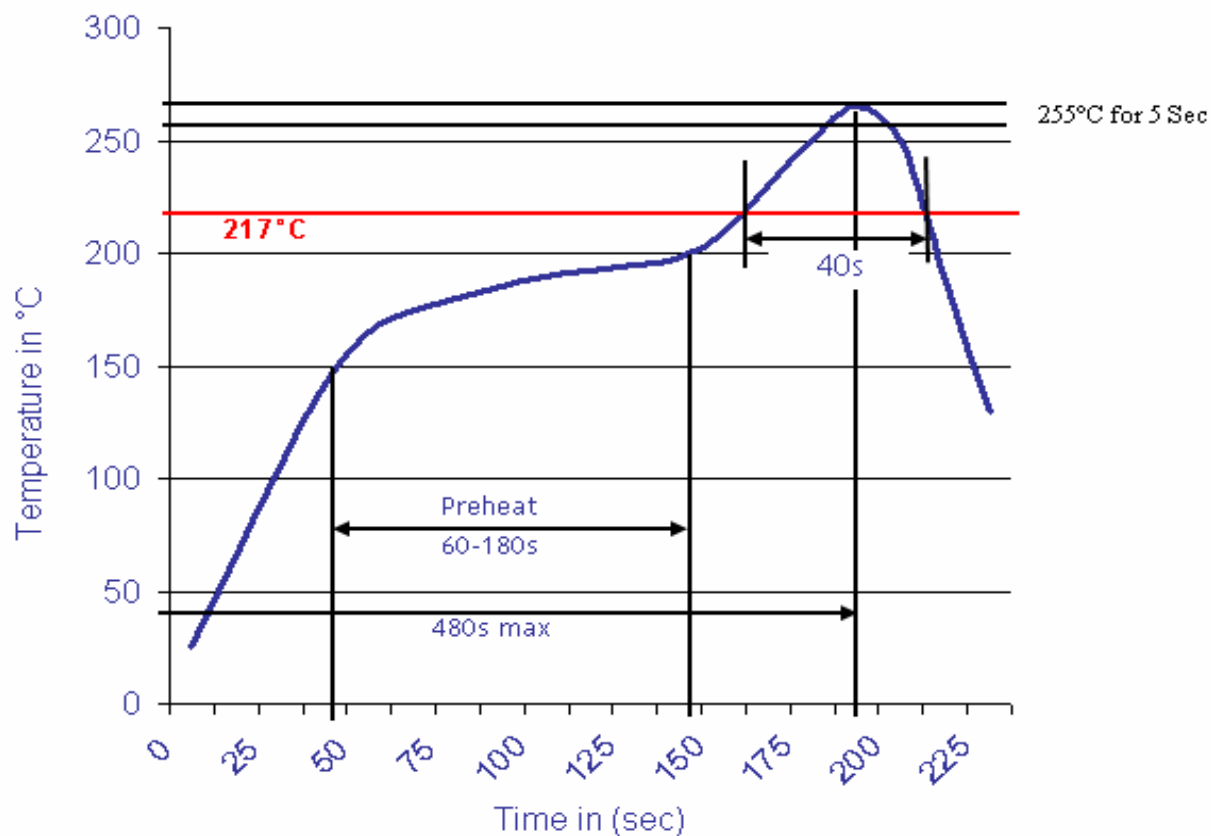
<b>QUAD Bridge Rectifier 50A</b>	
EDCON-Ser.	<b>E19024</b>
International Serie:	<b>MP50xxW</b>

DRW:	Jason	CHKD	Wilson	MATL:	Wilson	TOLERANCE	Mason	DATE	10.05.2010
APPD:	Schumi			FINISH	Jamy		Sheet No.		4 from 5



Soldering Profile Curve

Classification Reflow Profile (JEDEC J-STD-020C)



<b>QUAD Bridge Rectifier 50A</b>	
EDCON-Ser.	<b>E19024</b>
International Serie:	<b>MP50xxW</b>

DRW:	Jason	CHKD	Wilson	MATL:	Wilson	TOLERANCE	Mason	DATE	10.05.2010
APPD:	Schumi			FINISH	Jamy		Sheet No.	5 from 5	