


EDCON-COMPONENTS



Specifications

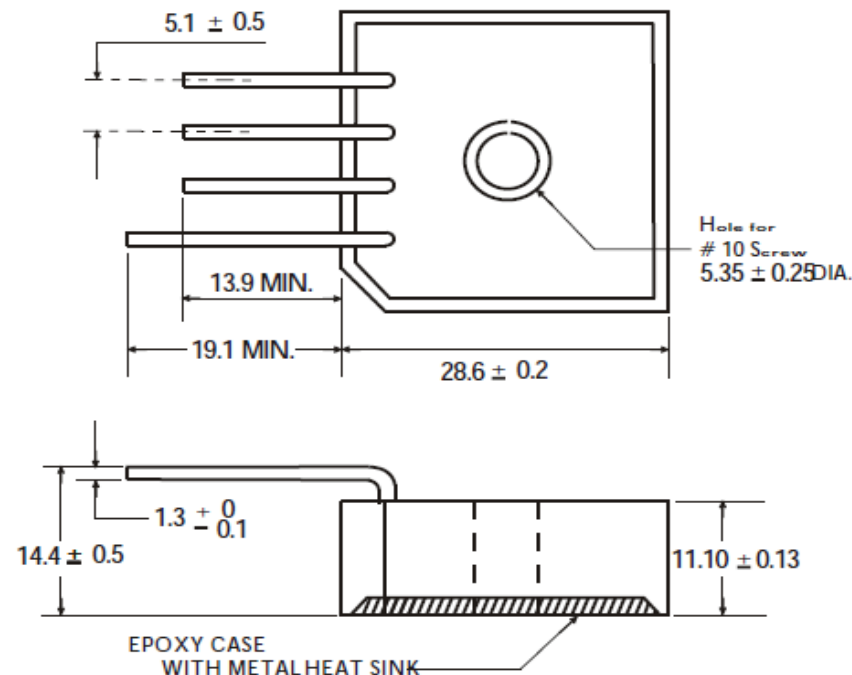
Features

- This series is UL listed under the recognized Component index file number E142814
- The plastic material used carries Underwriters Laboratory flammability recognition 94V-0
- Single Inline terminals array suitable for P.C. Board mounting
- Molded plastic body with heat sink integrally mounted in the bridge encapsulation
- Surge overload rating up to 300A.
- Integrally molded heat sinks provide low thermal resistance for maximum heat dissipation
- Plated leads solderable per MIL-STD-. 202 Method 208
- Molded plastic with heat sink integrally mounted in the brodge encapsulation
- Weight 17gr.

Maximum Ratings & Electrical Characteristics Ratings at 25°C ambient temperature

	Sym bols	MP 1500S	MP 1501S	MP 1502S	MP 1504S	MP 1506S	MP 1508S	MP 1510S	Unit
Maximum reccurent peak reverse Voltage	VRRM	50	100	200	400	600	800	1000	Volt
Maximum rms Input voltage	VRMS	35	70	140	280	420	560	700	Volt
Maximum dc blocking Voltage	VDC	50	100	200	400	600	800	1000	Volt
Maximum average forward output rectified TA=100°C	I(AV)	15							Amps
Peak forward surge current 8,3ms single half sine-wave	IFSM	300							Amps
Maximum forward voltage drop	VF	1,00							Volt
Maximum revese voltage TA=25°C	IR	10							µA
Maximum revese voltage TA=125°C	IR	500							µA
Operating and storage temperature range	TJ TSTG	-55°C to + 150°C							°C
I²t rating for fusing	I²t	374							A²t
Typical thermal resistance junction to case	R 0 JA	2							°C/W

Technical Drawing (Unit: inch(mm))



QUAD Bridge Rectifier 15A


EDCON-Ser. **E19018**

International Serie: **MP15xxS**

DRW:	Jason	CHKD	Wilson	MATL:	Wilson	TOLERANCE	Mason	DATE	10.05.2010
APPD:	Schumi			FINISH	Jamy		Sheet No.		1 from 5

www.edcon-components.com

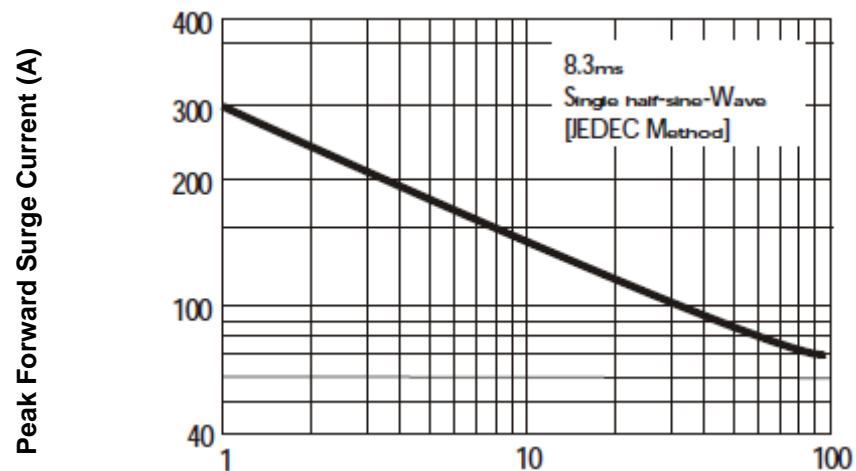
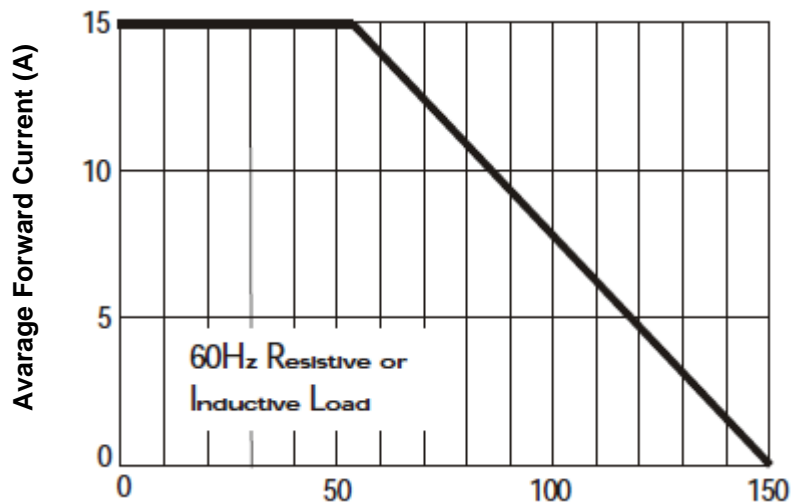
email: info@edcon-components.com



Rating & Characteristics Curves (TA=25°C unless otherwise noted)

Derating Curve for Output Rectified Current

Maximum NON Repetitive Forward Surge Current



Case Temperature °C


Number of Cycles at 60Hz

QUAD Bridge Rectifier 15A

EDCON-Ser. **E19018**

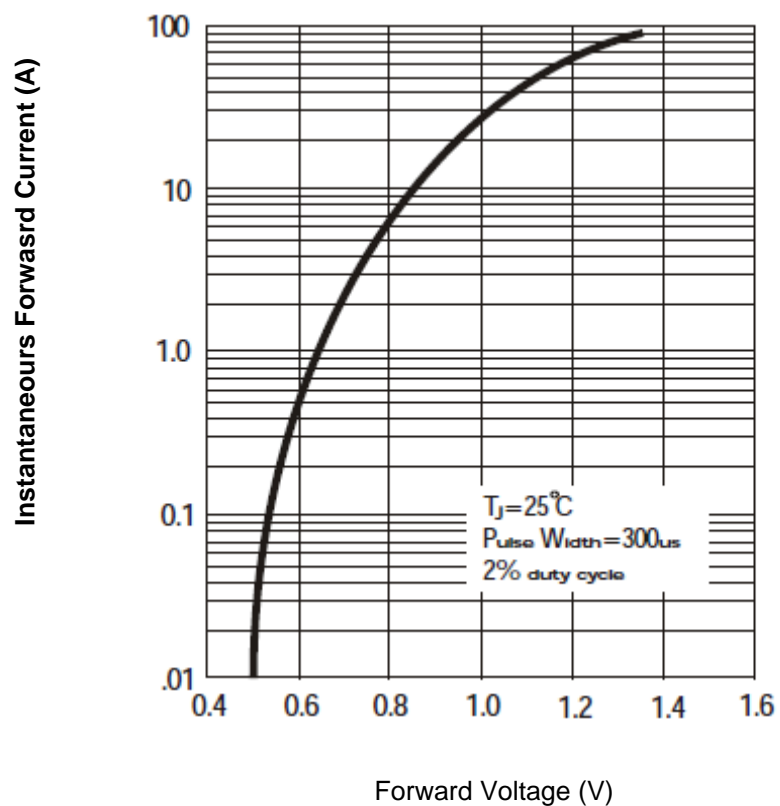
International Serie: **MP15xxS**

DRW:	Jason	CHKD	Wilson	MATL:	Wilson	TOLERANCE	Mason	DATE	10.05.2010
APPD:	Schumi			FINISH	Jamy		Sheet No.	2 from 5	

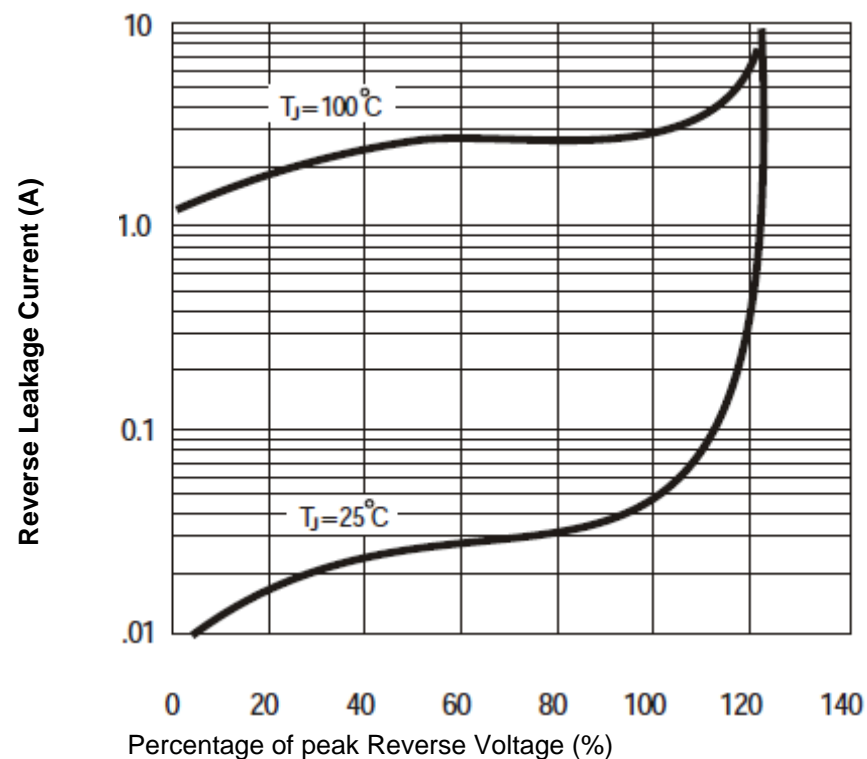


Rating & Characteristics Curves (TA=25°C unless otherwise noted)

Typical Forward Characteristics



Typical Reverse Characteristics




QUAD Bridge Rectifier 15A

EDCON-Ser. **E19018**

International Serie: **MP15xxS**

DRW:	Jason	CHKD	Wilson	MATL:	Wilson	TOLERANCE	Mason	DATE	10.05.2010
APPD:	Schumi			FINISH	Jamy		Sheet No.	3 from 5	

EDCON-COMPONENTS



Rating & Characteristics Curves (TA=25°C unless otherwise noted)


Ordering Informations

EDCON Serie	International Type	NO function	ROHS	Package					
E19018	MP15xxS	LL	R	BX					

Look Voltage Code Table	LL = Long Lead	R = ROHS Conform	BX = Box
	L4 = Lead length 4mm	N = NON ROHS Conform	

QUAD Bridge Rectifier 15A	
EDCON-Ser.	E19018
International Serie:	MP15xxS

DRW:	Jason	CHKD	Wilson	MATL:	Wilson	TOLERANCE	Mason	DATE	10.05.2010
APPD:	Schumi			FINISH	Jamy		Sheet No.		4 from 5



Soldering Profile Curve

Classification Reflow Profile (JEDEC J-STD-020C)



QUAD Bridge Rectifier 15A

EDCON-Ser. **E19018**

International Serie: **MP15xxS**

DRW:	Jason	CHKD	Wilson	MATL:	Wilson	TOLERANCE	Mason	DATE	10.05.2010
APPD:	Schumi			FINISH	Jamy		Sheet No.	5 from 5	