

# EDCON-COMPONENTS



## Specifications

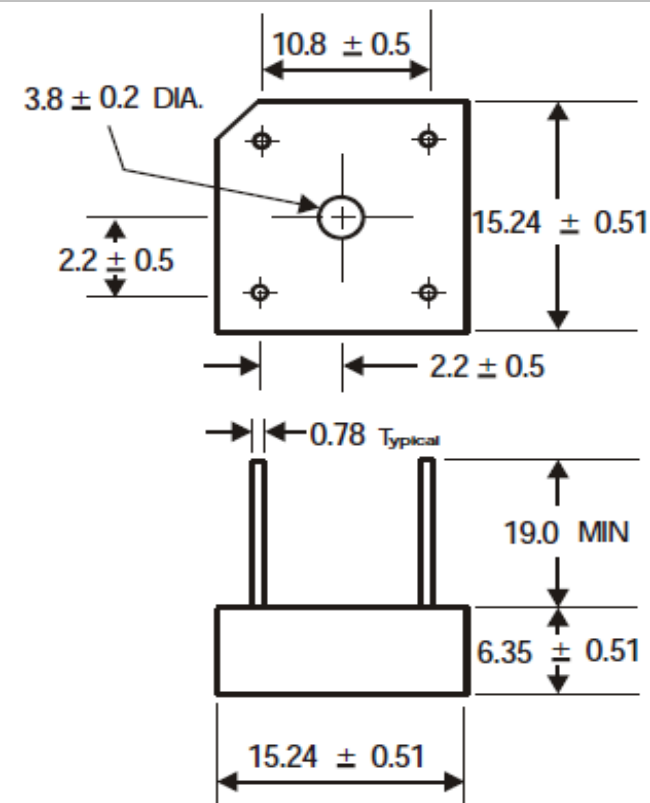
### Features

- This Serie is UL listed under the recognized Component index file number E142814
- Ideal for printed circuits board mounting
- High temperature metallurgical bonded internal rectifiers
- Typical Ir less than 1µA
- The plastic material used carries Underwriters Laboratory flammability recognition 94V-0
- Case: Voil-free plastic package
- Plated leads solderable per MIL-STD-. 202 Method 208
- Through hole for 3,8mm
- Weight 3,8gr.

### Maximum Ratings & Electrical Characteristics Ratings at 25°C ambient temperature

	Symbols	BR305	BR31	BR32	BR34	BR36	BR38	BR310	Unit
Maximum reeurrent peak reverse Voltage	VRRM	50	100	200	400	600	800	1000	Volt
Maximum rms Input voltage	VRMS	35	70	140	280	420	560	700	Volt
Maximum dc blocking Voltage	VDC	50	100	200	400	600	800	1000	Volt
Maximum average forward output rectified TA=100°C	I(AV)	3,0							Amps
Peak forward surge current 8,3ms single half sine-wave	IFSM	50							Amps
Maximum forward voltage drop	VF	1,1							Volt
Maximum revese voltage TA=25°C	IR	10							µA
Maximum revese voltage TA=125°C	IR	1000							µA
Operating and storage temperature range	TJ TSTG	-55°C to + 150°C							°C
Type junction capacitance VR=4,0V f=1,0Mhz	CJ	55							pF
I²t rating for fusing	I²t	10							A²t
Typical thermal resistance junction to case	R 0 JA	9,4							°C/W

## Technical Drawing (Unit: inch(mm))



**Quad Bridge Rectifier 3,0A**

EDCON-Ser. **E19001**

International Serie: **BR3x**

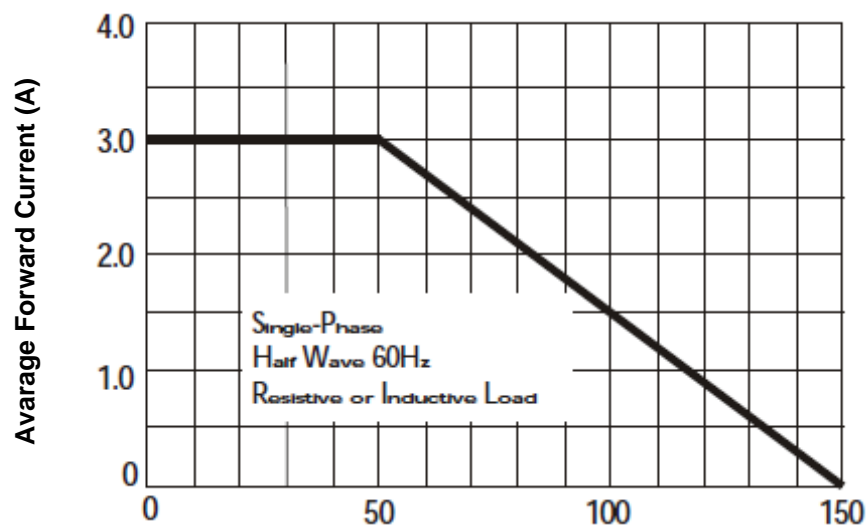
DRW:	Jason	CHKD	Wilson	MATL:	Wilson	TOLERANCE	Mason	DATE	10.05.2010
APPD:	Schumi			FINISH	Jamy		Sheet No.		1 from 5

# EDCON-COMPONENTS



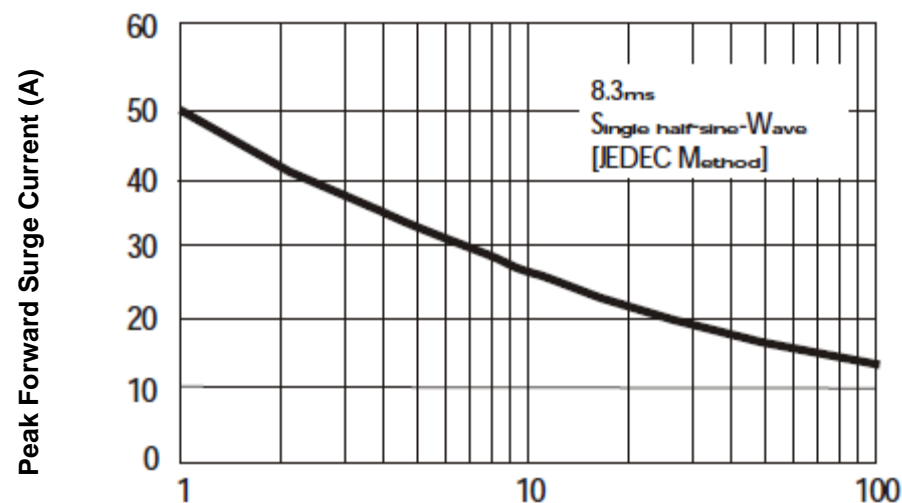
Rating & Characteristics Curves (TA=25°C unless otherwise noted)

Derating Curve for Output Rectified Current



Ambient Temperature °C

Maximum NON Repetitive Forward Surge Current



Number of Cycles at 60Hz

**Quad Bridge Rectifier 3,0A**

EDCON-Ser. **E19001**

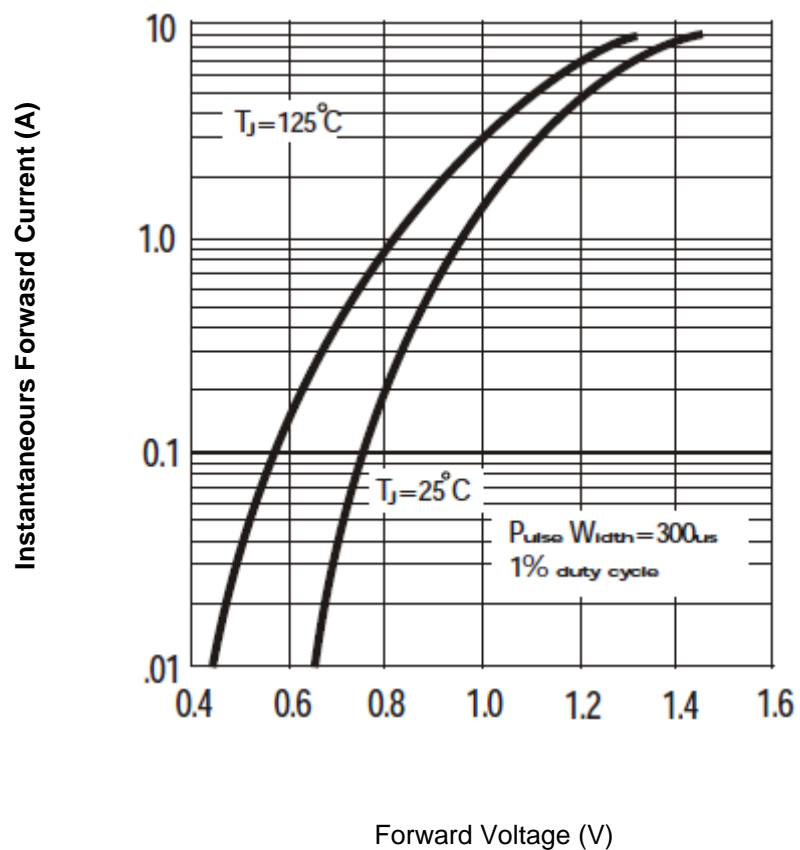
International Serie: **BR3x**

DRW:	Jason	CHKD	Wilson	MATL:	Wilson	TOLERANCE	Mason	DATE	10.05.2010
APPD:	Schumi			FINISH	Jamy		Sheet No.	2 from 5	

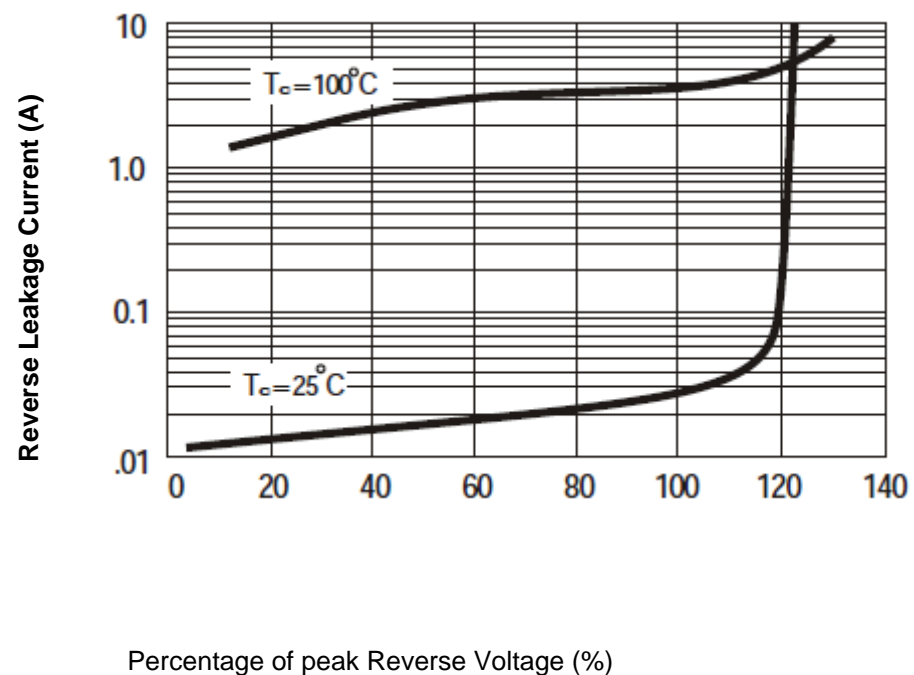


Rating & Characteristics Curves (TA=25°C unless otherwise noted)

Typical Forward Characteristics



Typical Reverse Characteristics



**Quad Bridge Rectifier 3,0A**

EDCON-Ser. **E19001**

International Serie: **BR3x**

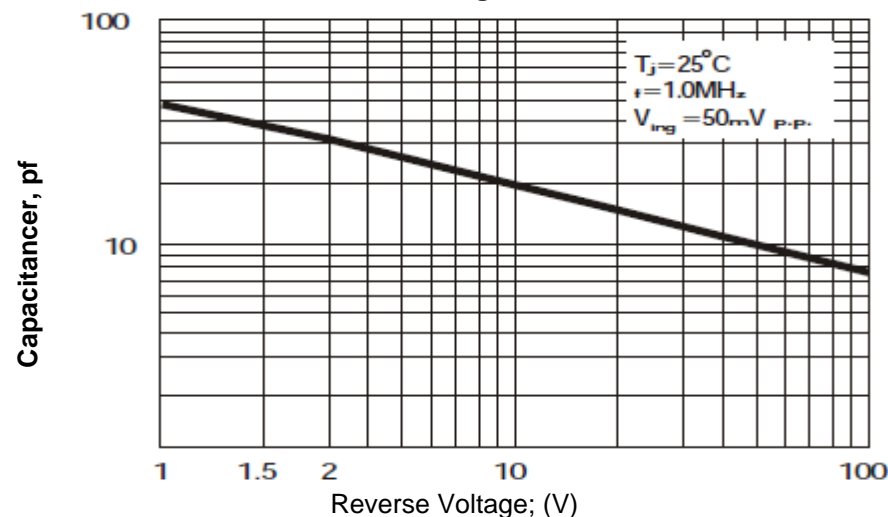
DRW:	Jason	CHKD	Wilson	MATL:	Wilson	TOLERANCE	Mason	DATE	10.05.2010
APPD:	Schumi			FINISH	Jamy		Sheet No.	3 from 5	

# EDCON-COMPONENTS



Rating & Characteristics Curves (TA=25°C unless otherwise noted)

Forward Current Derating Curve



## Ordering Informations

EDCON Serie	International Type	NO function	ROHS	Package					
<b>E19001</b>	<b>BR3xx</b>	<b>LL</b>	<b>R</b>	<b>BX</b>					

Look Voltage Code Table	<b>LL</b> = Long Lead	<b>R</b> = ROHS Conform	<b>BX</b> = Box
	<b>L4</b> = Lead length 4mm	<b>N</b> = NON ROHS Conform	

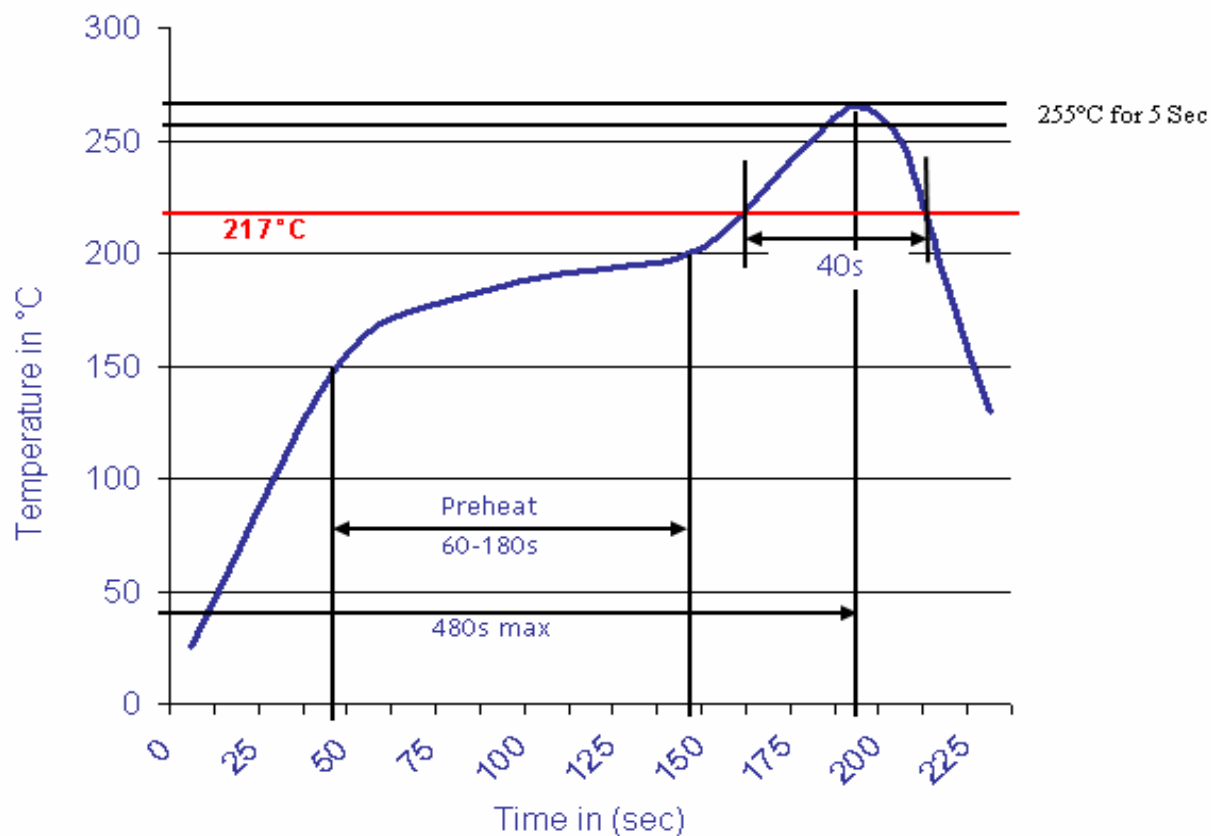
<b>Quad Bridge Rectifier 3,0A</b>	
EDCON-Ser.	<b>E19001</b>
International Serie:	<b>BR3x</b>

DRW:	Jason	CHKD	Wilson	MATL:	Wilson	TOLERANCE	Mason	DATE	10.05.2010
APPD:	Schumi			FINISH	Jamy		Sheet No.		4 from 5



Soldering Profile Curve

Classification Reflow Profile (JEDEC J-STD-020C)



Quad Bridge Rectifier 3,0A

EDCON-Ser.	<b>E19001</b>
International Serie:	<b>BR3x</b>

DRW:	Jason	CHKD	Wilson	MATL:	Wilson	TOLERANCE	Mason	DATE	10.05.2010
APPD:	Schumi			FINISH	Jamy		Sheet No.	5 from 5	