


EDCON-COMPONENTS



Specifications

Features

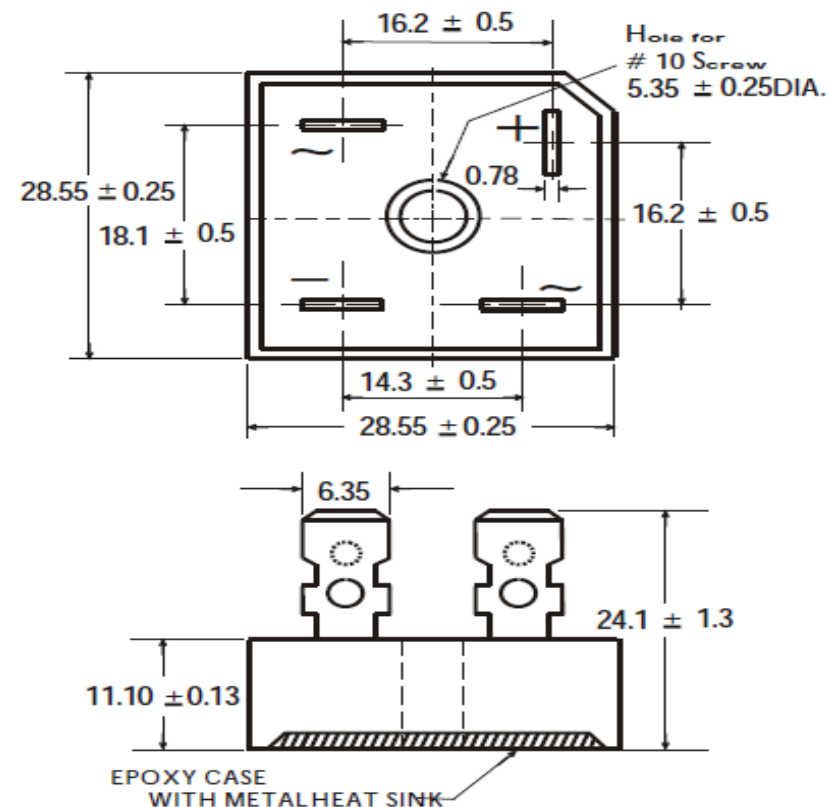
This series is UL listed under the recognized Component index file number E142814
 The plastic material used carries Underwriters Laboratory flammability recognition 94V-0
 Integrally molded heat sinks provide low thermal resistance for maximum heat dissipation
 Surge overload ratings to 300 amperes
 Universal 4-way terminals, snap-on, wrap-around, solder for P.C. Board mounting
 Molded plastic with heat sink integrally mounted in the bridge encapsulation.
 Terminals 6,3mm Faston

Weight 20gr.

Maximum Ratings & Electrical Characteristics Ratings at 25°C ambient temperature

	Sym bols	MP 35005	MP 3501	MP 3502	MP 3504	MP 3506	MP 3508	MP 3510	Unit
Maximum reccurent peak reverse Voltage	VRRM	50	100	200	400	600	800	1000	Volt
Maximum rms Input voltage	VRMS	35	70	140	280	420	560	700	Volt
Maximum dc blocking Voltage	VDC	50	100	200	400	600	800	1000	Volt
Maximum average forward output rectified TA=100°C	I(AV)	35							Amps
Peak forward surge current 8,3ms single half sine-wave	IFSM	400							Amps
Maximum forward voltage drop	VF	1,00							Volt
Maximum revese voltage TA=25°C	IR	10							µA
Maximum revese voltage TA=125°C	IR	500							µA
Operating and storage temperature range	TJ TSTG	-55°C to + 150°C							°C
I ² t rating for fusing	I ² t	374							A ² t
Typical thermal resistance junction to case	R 0 JA	2,1							°C/W

Technical Drawing (Unit: inch(mm))



QUAD Bridge Rectifier 35A

EDCON-Ser. E17010

International Serie: MP35xx

DRW:	Jason	CHKD	Wilson	MATL:	Wilson	TOLERANCE	Mason	DATE	10.05.2010
APPD:	Schumi			FINISH	Jamy		Sheet No.		1 from 5

www.edcon-components.com

email: info@edcon-components.com

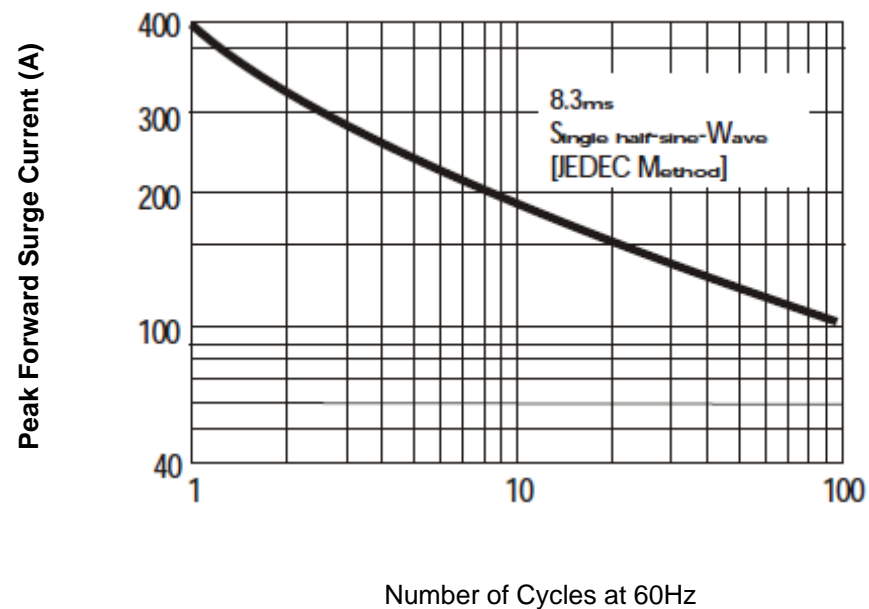
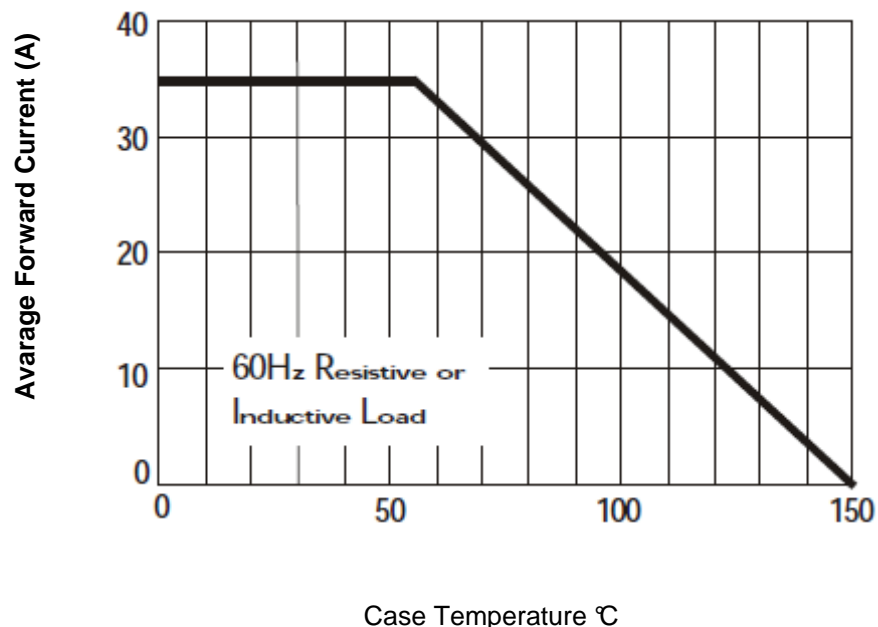
EDCON-COMPONENTS



Rating & Characteristics Curves (TA=25°C unless otherwise noted)

Derating Curve for Output Rectified Current

Maximum NON Repetitive Forward Surge Current




QUAD Bridge Rectifier 35A

EDCON-Ser. **E17010**

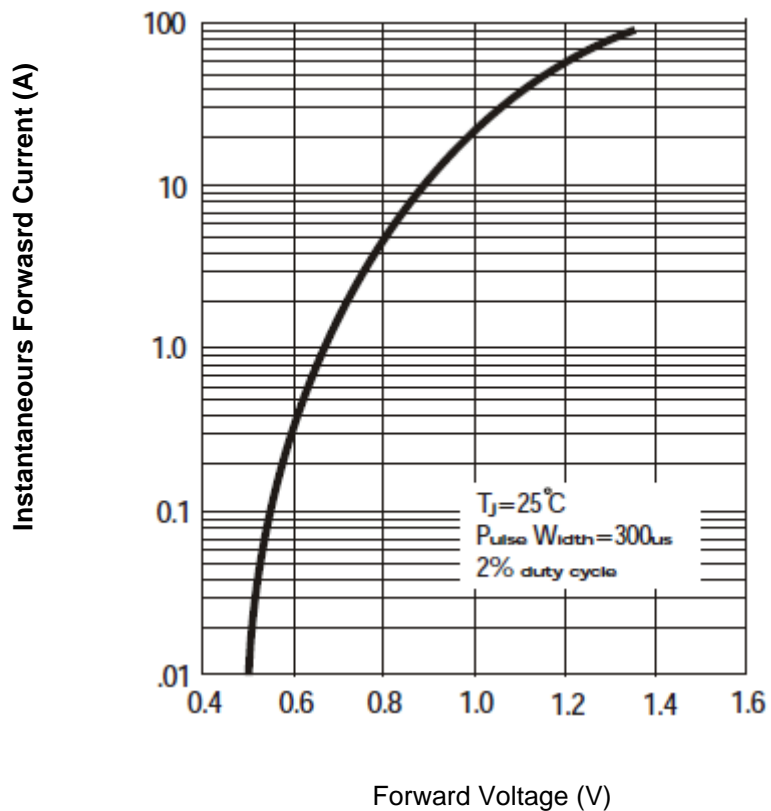
International Serie: **MP35xx**

DRW:	Jason	CHKD	Wilson	MATL:	Wilson	TOLERANCE	Mason	DATE	10.05.2010
APPD:	Schumi			FINISH	Jamy		Sheet No.	2 from 5	

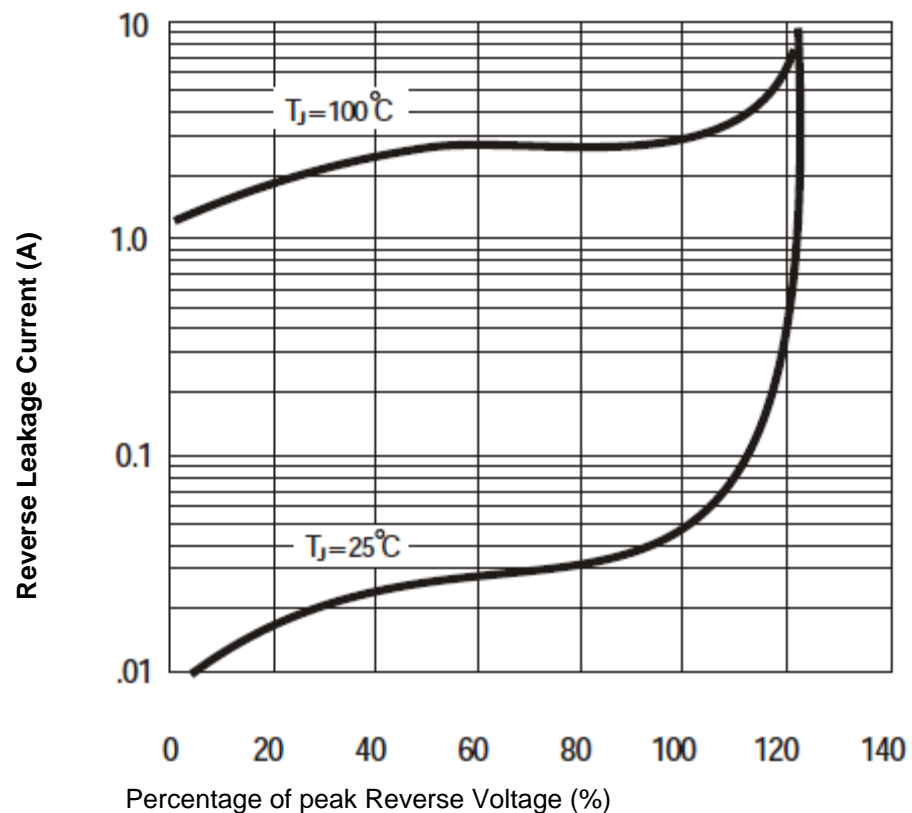


Rating & Characteristics Curves (TA=25°C unless otherwise noted)

Typical Forward Characteristics



Typical Reverse Characteristics



QUAD Bridge Rectifier 35A

EDCON-Ser. **E17010**

International Serie: **MP35xx**

DRW:	Jason	CHKD	Wilson	MATL:	Wilson	TOLERANCE	Mason	DATE	10.05.2010
APPD:	Schumi			FINISH	Jamy		Sheet No.	3 from 5	

EDCON-COMPONENTS



Rating & Characteristics Curves (TA=25°C unless otherwise noted)


Ordering Informations

EDCON Serie	International Type	NO function	ROHS	Package					
E17010	MP35xx	XX	R	BX					

Look Voltage Code Table		R= ROHS Conform	BX= Box
		N= NON ROHS Conform	

QUAD Bridge Rectifier 35A	
EDCON-Ser.	E17010
International Serie:	MP35xx

DRW:	Jason	CHKD	Wilson	MATL:	Wilson	TOLERANCE	Mason	DATE	10.05.2010
APPD:	Schumi			FINISH	Jamy		Sheet No.		4 from 5



Soldering Profile Curve

Classification Reflow Profile (JEDEC J-STD-020C)



QUAD Bridge Rectifier 35A	
EDCON-Ser.	E17010
International Serie:	MP35xx

DRW:	Jason	CHKD	Wilson	MATL:	Wilson	TOLERANCE	Mason	DATE	10.05.2010
APPD:	Schumi			FINISH	Jamy		Sheet No.	5 from 5	